

pennacool

Leaders in Online Education

**CURRICULUM
- ALIGNED**

Infant 1 Workbook

Edited by: Keshmani Dhaniram-Gosine, B.Ed. (Dist.), Principal, Gandhi Memorial Vedic School

Mathematics & Language Arts

33 Reinforcement Exercises covering the Infant 1 syllabus



Bonus Offer Online

Self-Correcting Exercises

Videos, Games &


Great Prizes!



pennacool.com

Infant 1 Workbook

Table of Contents



Mathematics



Topics	Page
Chapter 1: Sorting Objects	3
Chapter 2: Counting on and Counting back	11
Chapter 3: Number - 1 and 2	15
Chapter 4: Number - 3 and 4	19
Chapter 5: Number - 5 and 6	23
Chapter 6: Money - Coins, \$1 and \$5	27
Chapter 7: Number - 7 and 8	32
Chapter 8: Number - 9 and 10	36
Chapter 9: Money - \$10, \$5 and \$1	40
Chapter 10: Review of Numbers - 1 to 10	44
Chapter 11: Ordinal Numbers	49
Chapter 12: Addition	52
Chapter 13: Subtraction	55
Chapter 14: Geometry	59
Chapter 15: Measurement	63
Chapter 16: Statistics	67
Chapter 17: Miscellaneous Exercise	69

Table of Contents

Language Arts

Topics	Page
Chapter 1: Am, Is, Are	75
Chapter 2: Was, Were	77
Chapter 3: Has, Have	79
Chapter 4: Capital Letters	81
Chapter 5: Full Stops and Question Marks	83
Chapter 6: The Alphabet	85
Chapter 7: Grammar Exercise 1	90
Chapter 8: Grammar Exercise 2	93
Chapter 9: Grammar Exercise 3	96
Chapter 10: Grammar Exercise 4	98
Chapter 11: Grammar Exercise 5	101
Chapter 12: Comprehension Exercise 1	104
Chapter 13: Comprehension Exercise 2	109
Chapter 14: Comprehension Exercise 3	115
Chapter 15: Comprehension Exercise 4	120
Chapter 16: Miscellaneous Exercise	125





1.a. Sorting Objects



1) Circle the objects that are the same colour.



apple



snake



ball

2) Which two are  size?



ball



ants




orange

3) Which two are the same  ?



grapes



bread



cherries

Sorting Objects



4) Circle all the .



bucket



cup




crab




5) the items with the same shape.



ball



triangle




gift



pizza

6) Colour all the .



mirror



ball

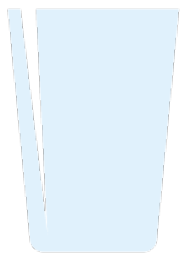


clock






7) Circle the ones that feel smooth.



glass



blocks

Smooth



eggs



8) Match the ones that are the same.



Sorting Objects



9) Match the objects that are the same.



10) Circle all the objects that are not .



Go to pennacool.com and complete the online exercises! Follow the steps at the start of the book




1.b. Sorting Objects


1) Circle the ones that are the same.



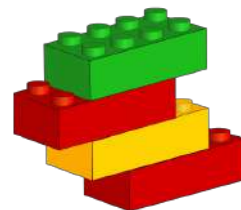

2) Circle the one that is not the same.





3) Circle the ones that feel .



4) Circle the ones that feel .




5) Colour the  red.





6) Colour the  green.




7) Circle the ones that are the same size.




8) Colour the one that is the smallest.



9) Colour the group that has .



10) Circle the group that has LESS.



Go to pennacool.com and complete the online exercises! Follow the steps at the start of the book



2. Counting On and Counting Back



1) Fill in the blank spaces.

1 2 3 _____ 5 6 _____

2) Complete the following.

7 8 9 _____ 11 12

3) Complete the frog numbers below.




Counting On and Counting Back



4) Write in the missing numbers on the flowers.



5) Help the caterpillar count backwards from 10.



6) Colour the number that comes before **5**.



7) Colour the number that comes after 7.



8) Write the number that comes  the one shown.



9) Draw lines to show where each blue number belongs.





Sorting Objects

10) Write in the missing numbers below.

1 2 3 4 5

6 7 8 9 10




Go to pennacool.com and enter the bonus points code : MATH25



3. Number and Number Name 1 (One) and 2 (Two)

1) Trace the following:



2) Count how many are in each group, then write the number and its word name.



3) Count how many, then write the number and its word name.







4) Circle the set that has .



5) Colour the set that does not have one.



6) Circle the dollar in the set below.





7) Trace the following.


2 two 2 two 2 two

2 two 2 two 2 two

8) Count how many, then write the number and its word name on the lines.



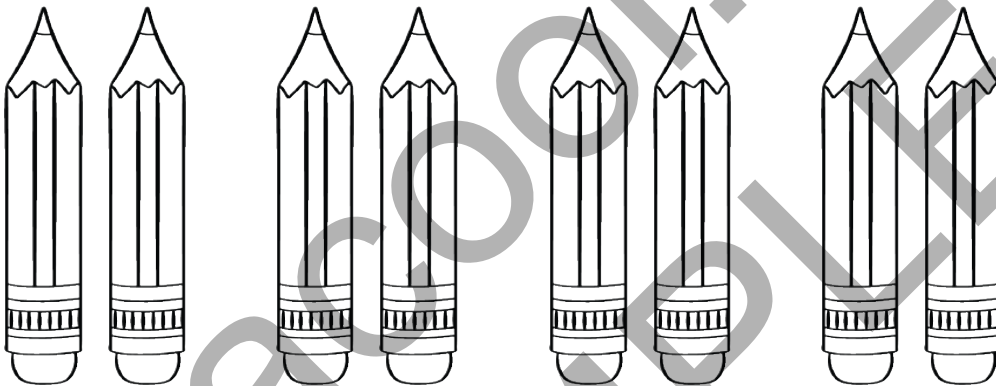
9) Colour the set with  then write the number and name on the lines.



10) Circle the sets with items.



11) Colour two pencils, then write the number and its word name on the lines.



Two sets of handwriting lines, each consisting of a solid top line, a dashed middle line, and a solid bottom line.

12) Circle the set that does not have two items.




Go to pennacool.com and complete the online exercises for prizes! Follow the steps at the start of the book



4. Number and Number Name 3 (Three) and 4 (Four)

1) Trace the following.



2) Count how many in the group, then write the number and word name on the lines.



3) Draw a line to match the sets that have  items in them.





4) Colour  mangoes, then write the number and word name on the lines.



5) Count how many are in the set, then write the number and word name on the lines.



6) Circle the sets that .



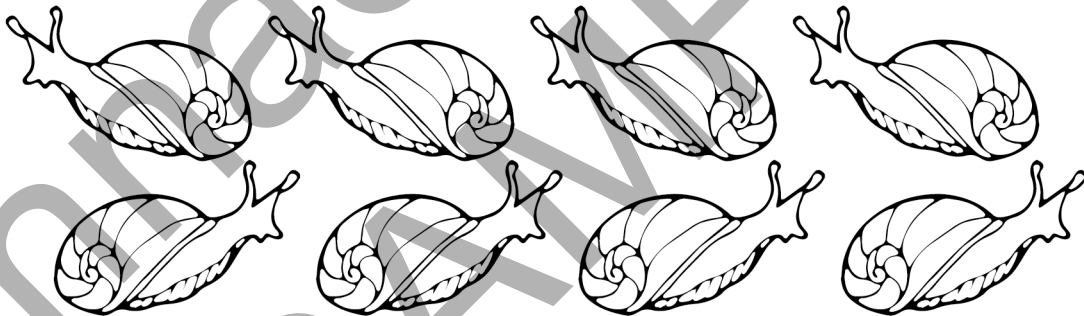
7) Trace the following:

8) Count how many in each set, then write the number and word name on the lines.





9) Colour snails in the picture below.



10) Circle the set with items.



11) Circle the set that does not have 4 items.



12) Cross out the set that does not have 4 items.

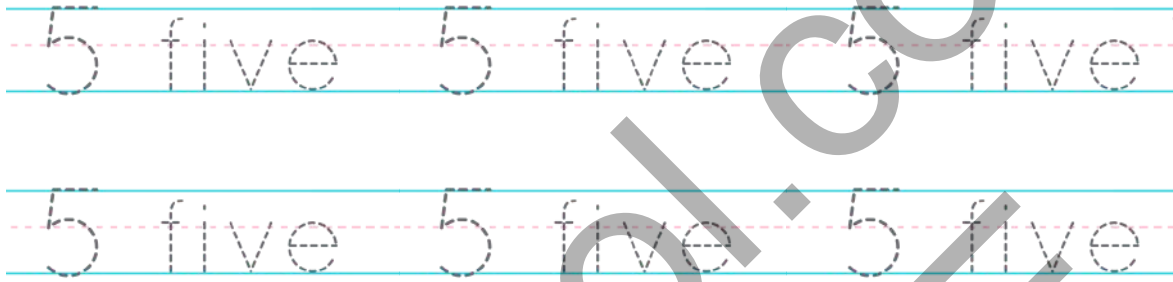


Go to pennacool.com for a chance to win prizes! Follow the steps at the start of the book



5. Number and Number Name 5 (Five) and 6 (Six)

1) Trace the following.



2) Circle toys.



3) Draw 5 below.



4) Cross out the set that does not have 5 items.



5) Circle the correct coin to use below.



=



6) Circle the correct bill to use to buy one apple.




= \$5



7) Count how many in the set, then write the number and number name on the lines.



8) Colour fruits.

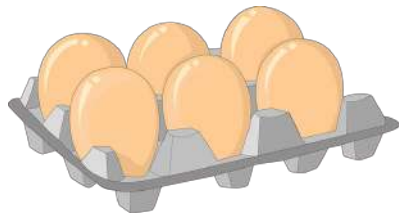


9) Circle the set with items.





10) Cross out the set that does not have 3 items.



11) Draw 6 .

12) Colour 3 items found in the kitchen.



6. Money - Coins

\$1 and \$5

1) Circle the coin below.



2) Cross out the cent coin below.



3) How many 5-cent coins do I need to make -cents? Circle them below.



equals _____ 5-cent coins.

4) How many -cent coins will give us 25-cents? Cross them out below.



25-cents equals _____ cent coins

6) Colour the one-dollar bill below in the correct colour.



7) Circle the number of -cents that will be equivalent to \$1.



8) Mary wants to buy a toy for . Which of the groups below should she choose? Circle it.

A



B



9) Circle the group which is equivalent to .



A



B

10) A balloon is \$1. How many can I buy with the money shown below?



I can buy _____ balloons.

11) Colour the \$5 bill below.





12) How many one-dollar bills do I need to get \$**1**? Cross it out below.



1 is equal to _____ one-dollar bills.


13) A toy is \$5. How many toys can I get with the money below?



I can get _____ toys.



14) Match the groups to the correct amount of money.



15) A surprise bag is . Which of the following can I use to buy it?



A



B

Go to pennacool.com and complete the online bonus exercises! Follow the steps at the start of the book




thirty-one

7. Number and Number Name

7 (Seven) and 8 (Eight)

1) Count the number of beetles, then trace the number and number name on the lines.




2) Colour 7 flowers in the picture below.



3) Count how many there are in the set, then write the number and word name on the lines.



4) Circle the set that does not have





5) Cross out items found in the classroom.



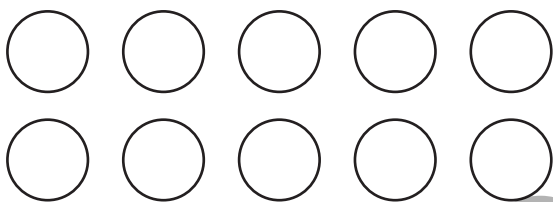
6) Circle the set that does not have items.



7) Count the dots then trace the number and the number name.



8) Colour dots below, then write the number and number name on the lines.



9) Circle the set that has items.



10) Cross out the set that does not have



Go to Pennacool.com and complete the online bonus exercises! Follow the steps at the start of the book



11) Circle items used in the kitchen.



12) Cross out the set that has items.



Bonus Word Search!
Find the words one to eight!

D	N	I	K	Z	R	F	I	V	E	H	M
M	J	J	Z	E	D	T	S	G	D	L	B
Z	Q	H	O	I	L	T	H	R	E	E	G
F	S	E	N	G	N	P	O	S	E	N	U
O	W	J	E	H	L	U	X	F	W	T	O
U	W	Q	K	T	T	S	E	V	E	N	I
R	Q	T	W	O	M	H	L	A	B	I	U
J	J	F	X	I	U	B	E	S	I	X	O

ONE
TWO
THREE
FOUR
FIVE
SIX
SEVEN
EIGHT

8. Number and Number Name

9 (Nine) and 10 (Ten)

1) Count how many in the set, then trace the number and number name.



9 nine 9 nine

2) Circle the set with 9 cupcakes.



3) Cross out the set that does not have 9 insects.




4) Draw 9 blue circles in the box.






5) Connect the dots to complete the picture, then colour it.




6) Count how many fingers are UP, then write the number and number name on the lines.



7) Count how many, then trace the number and number name.



8) Colour  shapes below.



9) Cross out the set that does not have .



10) Circle the set that has .



11) Circle the one that shows .



12) Cross out the one that shows -dollars.



13) Connect the dots, then colour the picture





9. Money - \$10, \$5 and \$1



1) Circle the -dollar bill below.



2) How many five dollar bills would I use to make ? Cross them out below.



 is equal to _____ five-dollar bills.



3) Which group below is equal to  ?
Circle A or B.



A



B

4) A chocolate costs . I have the money shown below. Can I buy the chocolate with the money I have? Circle the correct word.



I _____ buy the chocolate. (can / cannot)

5) Mummy has one \$10 and three . Draw the money that she has in this box.

6) Look at the pictures below, then answer the question that follows.



lollipop



yo-yo



juice



Which two items can I buy with the money below?



I can buy the _____ and the _____.

7) How many \$5 do I need to make ? Draw them below.

I need _____ five-dollars to make .



8) Count how much money there is below, then write the amount on the line.




equals \$ _____

9) Alex has the money shown below. Count how much he has and write the amount on the line.



Alex has \$ _____

10) Max has \$5 and Tom has . If they put their money together, can they buy the cookie below? Circle the correct word.

Max



Tom



\$7



They (can cannot) buy the cookie.

Go to pennacool.com for a chance to win prizes! Follow the steps at the start of the book





10. Review of Numbers 1 (One) to 10 (Ten)


1) Circle the correct number of items in each set.



1 2 5



1 2 3



2) Draw lines to match the number to its word name.




-
-
-
-
-

- nine
- seven
- three
- one
- five


3) Circle the number of one dollar bills that can make  dollars.



4) Circle the set that has items.



5) Colour the set with 5 bugs.



6) Match each set to the correct number or word name.



•
One

•

•

•
4

7) Count how many in the set, then write the number and number name on the lines.





8) Draw a line to





9) Match each set to the bear with the correct number.



10) Complete the table.

Write the

Number	Number name
2	
	four
	six
8	
10	

Go to Pennacool.com and complete the online exercises for prizes! Follow the steps at the start of the book






11. Ordinal Numbers


1) Circle the  person in the line.



2) Colour the  puppy in the set.




3) What colour is the 2nd shape? Circle the correct colour name below.



Red



Yellow



Blue

4) Colour the second fruit blue.



5) Circle all of the children except the child.



6) Circle the item in the set.



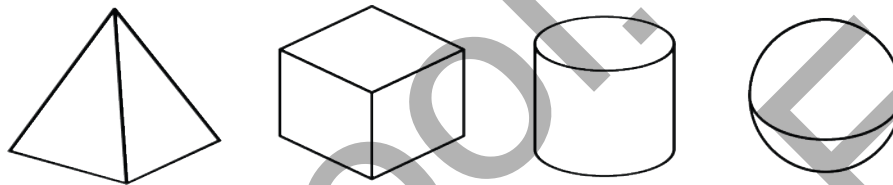
7) Cross out the first and last fruits in the set.



8) Cross out the  animal at the zoo.



9) Colour the  and last shapes in the set.



10) Label the people as 1st, 2nd, third and last.



Four sets of handwriting lines (top blue, middle dashed red, bottom blue) for labeling the people.

12. Addition




1) How many dots did you count in all?
Write the number and number name on
the lines.



=

2) How many planets are there in the two
groups, altogether?



3) Draw marbles to find out how many there
are in total.

3



--	--

4) Count how many bees are shown and write the numbers on the lines.



plus



equals





plus



equals



5) Add the following:

and



and

6

4

6) Add the following:

5

and



equals


7) Solve:



add

4

equals



8) Add the following:



+



\$5

add

\$1

equal \$ _____

9) I had 6 cookies then mummy gave me more cookies. How many cookies do I have now?



+



6

add

3

equal _____

10) Ant had \$ then Snake gave him \$3 more. How many dollars does Ant have now?



+



\$

add

\$3

equal \$ _____

Go to pennacool.com and complete the online exercises! Follow the steps at the start of the book



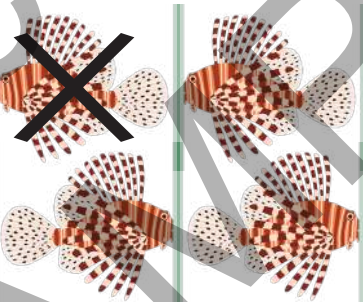
13. Subtraction



1) How many ice-lollies have not been crossed out?



2) How many are left?



3) Take  trees away from the set. How many are left?



There are _____ trees left.

4) Draw marbles to find out how many will be left.

4 take away  equal _____

5) Count, then cross out 2. How many stars are left?





6) Solve the following:

take away  7

take away  5

7) Solve the following:

■ take away 2 equal _____

8) I had \$3. I spent ■. How much money do I have left?



—




\$3 take away ■ equal \$ _____

9) Harry had 6 eggs. He ate ■ eggs. How many eggs does he have left?



6 eggs take away ■ eggs equal _____ eggs

10) Write the numbers to complete the sum below.



_____ cars take away _____ cars
equal _____ cars.

Go to pennacool.com and complete the online exercises for prizes! Follow the steps at the start of the book



14. Geometry

1) Complete the following using the words below.


solid

flat

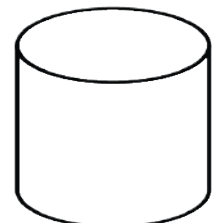
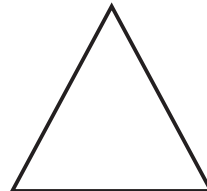
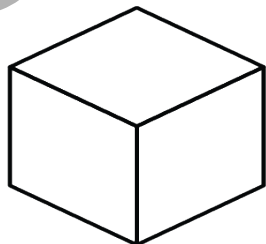


3-dimensional

stand

1a. A  shape is _____, so it cannot
_____ on its own.


1b. A _____ is _____
so it .

2) Colour the  shapes below.

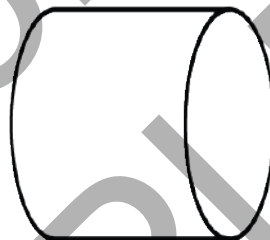
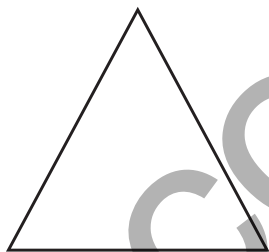





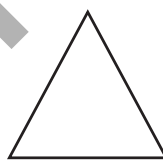
3) Circle the  below.




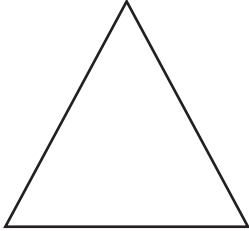
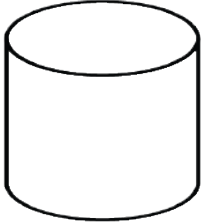

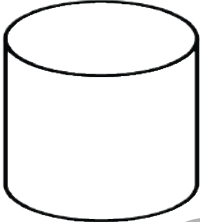
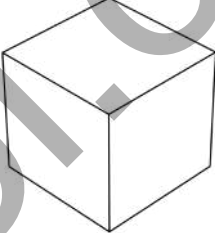
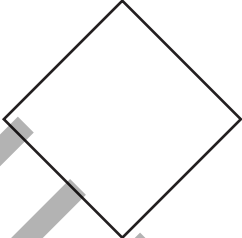


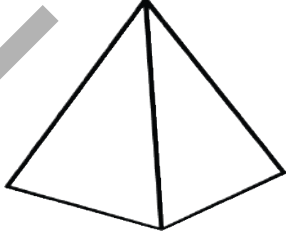
4) Which shape is better for making a ?
Colour it.




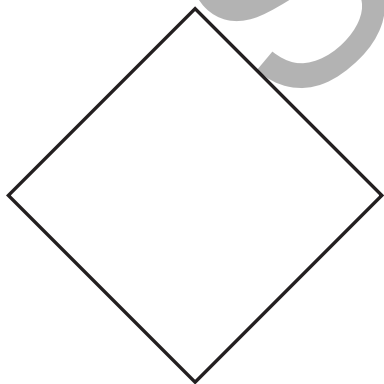
5) Complete the patterns below.




6) Colour the shape that matches each name.

			
Cube			
Circle			

7) Colour the shape that  on its own.



8) Circle the shape that is 



9) Cross out the ones that do not look like the first shape.



10) Complete the patterns below:




Go to pennacool.com and complete the online exercises for prizes! Follow the steps at the start of the book




15. Measurement


1) Circle the one that is



2) Cross out the one that is shorter.



3) Colour the one.





4) Cross out the one.





5) What is the length of the pencil?



Pencil length = _____ paperclips

6) Colour the one.



7) Circle the one that shows an activity done during the daytime.



8) Cross out the activity that is not done during lunchtime.



9) Number the following (1, 2) in the correct order according to the time at which they are done.



Doing school work



Eating breakfast

10) Number the pictures in the order that they take place:



○
Going to sleep.



○
Playing with friends outside.

○
Putting on shoes.



Go to pennacool.com and complete the online exercises for prizes! Follow the steps at the start of the book










16. Statistics

Picture Charts and Object Charts

Study the chart below, then answer the questions.


Owls in the Mango Tree

Pink Owl	
Purple Owl	
Yellow Owl	
Blue Owl	
Green Owl	

- 1) How many  owls are there? _____
- 2) How many pink owls are there? _____
- 3) There are _____ yellow owls.
- 4) There are _____  and green owls altogether.
- 5) There are _____ more yellow owls than green owls.

Study the chart below, then answer the questions.

Fruits in the Garden



1) There are _____ different kinds of fruits in the garden.

2) How many pommeracs are there? _____

3) Which fruit is there the least? _____

4) There are _____ more pommeracs than



5) There are _____ and bananas altogether.

17. Miscellaneous Exercise

1) Circle the objects.



pommerac



lemon



dragon fruit



pineapple

2) Colour the shorter pencil in .




3) Match each set to the correct number.




Miscellaneous Exercise

4) Emily had 5 flowers. Anil gave her 2 more flowers. How many flowers does Emily have now?



5 flowers add 2 flowers equal _____ flowers.

5) Mary had 8 cookies. She gave 3 to Anna. How many cookies does Mary have left?



8 cookies take away 3 cookies

equal _____ cookies.


6) Write the missing numbers to solve the sum:



add

_____ balloons add _____ balloons
equal _____ balloons.


7) Write the missing numbers to solve the sum:



_____ butterflies take away _____ butterflies
equal _____ butterflies.



8) Colour the second bear.



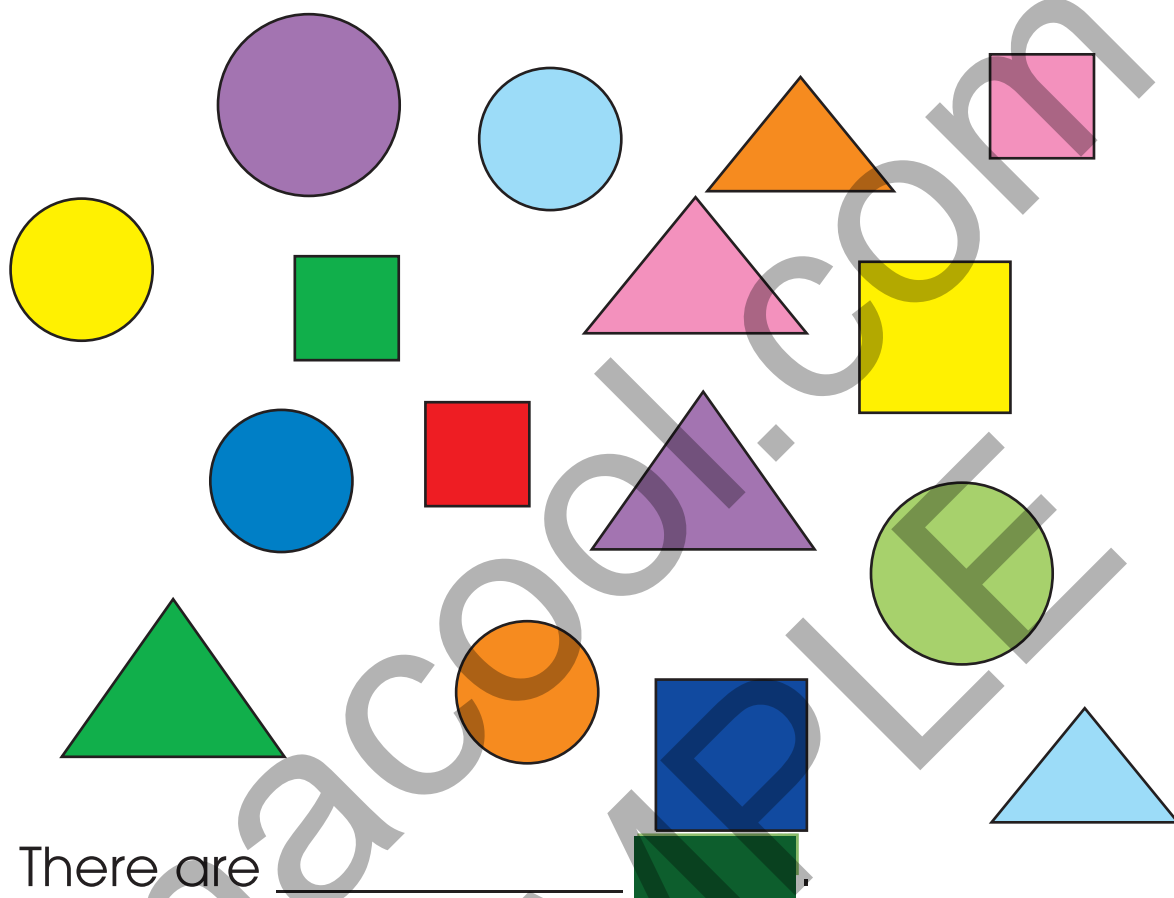
9) Which note would I use to buy the ring pop?
Circle it.



Ring Pop =



10) Study the shapes below, then answer the questions.



- a) There are _____.
- b) There is _____ less square than circles.
- c) There are the same number of _____ and _____.
- d) There are _____ solids.

Go to pennacool.com and complete the bonus games and quizzes!





Language Arts





1.a. Am, Is, Are

Use **am**, **is**, or **are** to fill the blank spaces.



1) I _____ going to school.

2) I _____ a girl.

3) _____ my best friend.

4) The dog _____ wagging its tail.

5) _____ smiling.

6) I _____ a boy.

7) It _____ a sunny day.

8) _____ glad that the rain has stopped.

9) You _____ my friend.

10) _____ eating his food.



Go to pennacool.com and complete the online bonus exercises! Follow the steps at the start of the book



1.b. Am, Is, Are



Use **am**, **is**, or **are** to fill the blank spaces.

- 1) _____ dancing.
- 2) He _____ very tall.
- 3) _____ watching the game.
- 4) I _____ eating my fruits to be healthy.
- 5) _____ shopping for rice and flour.
- 6) It _____ a warm day today.
- 7) The _____ in their dresses.
- 8) Elijah and daddy _____ in the garage.
- 9) You _____ going to need gloves to hold the pot.
- 10) _____ looking for the store.

2.a. Was and Were

Use **was** or **were** to fill the blank spaces.



1) I _____ happy.

2) _____ sleeping.

3) She _____ my friend.

4) _____ playing.

5) They _____ running in the yard.

6) _____ playing
mandolins.

7) _____ a rainy day.

8) The girl _____ making eggs.

9) Mummy and I _____ shopping at the
mall.

10) _____ on the table.



2.b. Was and Were

Use **was** or **were** to fill the blank spaces.

- 1) _____ happy that she won.
- 2) I _____ feeling a bit ill after eating.
- 3) Dana and Julia _____ looking for Koda in the bush.
- 4) We _____ hoping for a sunny day.
- 5) The dog _____ angry. It _____ barking loudly at the cat.
- 6) You _____ in the rain, were you not?
- 7) _____ playing in the mud.
- 8) _____ sleeping in the sun.
- 9) I _____ at the store when you called me.
- 10) _____ the shortest teacher at school.


3.a. Has and Have



Use **has** or **have** to fill the blank space in each sentence.

- 1)  _____ the keys in his pocket.
- 2) I _____ many long dresses.
- 3) This is my puppy. It _____ a black tail.
- 4)  _____ to get to school now.
- 5) You _____ a very pretty smile.
- 6) The children _____ to take the bus to school.
- 7)  _____ short hair.
- 8) Ant and Bee _____ honey to eat.
- 9)  _____ fun playing with 
- 10) The bear is full. It _____ eaten all the food.





3.b. Has and Have

Use **has** or **have** to fill the blank space in each sentence.

- 1) They _____ been singing for two hours.
- 2) _____ gotten the best seats.
- 3) You _____ to go to the grocery for milk.
- 4) _____ the sweetest smile.
- 5) The cat is sleeping. It _____ not moved at all.
- 6) I _____ no idea who that girl may be.
- 7) _____ to make his bed.
- 8) The children _____ seen the cat.
- 9) _____ a pair of golden rings.
- 10) Those people _____ not seen the movie.

Go to pennacool.com and enter the
bonus points code: ELA25



4.a. Capital Letters

Underline the word that should begin with a capital letter, then write it correctly on the line.

e.g. My name is tom. Tom

- 1) Her name is
- 2) On monday, we have a test.
- 3) today is a very rainy day.
- 4) I will shop for
- 5) He lives in toco.
- 6) My friend lives in
- 7) There is a big sale at westmall.
- 8) My birthday is in
- 9) Mummy and i love to eat cookies.
- 10) She likes to play the game, roblox.



4.b. Capital Letters



Write the word from each sentence that needs a capital letter on the line given.

e.g. she is my sister. She

- 1) is a hot day. _____
- 2) There is a sale on _____
- 3) My sister is named _____
- 4) i like to eat bananas. _____
- 5) We have a dog named rex. _____
- 6) My best friend lives near to _____
- 7) Christmas is in december. _____
- 8) reading is my favourite subject. _____
- 9) He likes the game, minecraft. _____
- 10) My teacher is Miss _____

5.a. Full Stops and Question Marks

Use full stops (.) or question marks (?) at the end of each sentence.

- 1) What is your name _____
- 2) My name is Sandy _____
- 3) Where do you live _____
- 4) I live in Trinidad _____
- 5) _____
- 6) My best friend is Fred _____
- 7) _____
- 8) _____
- 9) Why did she eat the pepper _____
- 10) Our parents have gone to the store _____



5.b. Full Stops and Question Marks

Use full stops (.) or question marks (?) at the end of the sentences.

1) We like to play hide and seek _____

2) _____

3) Is it raining outside _____

4) _____

5) I love school _____

Put a tick (✓) next to the sentences with the correct punctuation mark at the end.

6) Why are you doing that? _____

7) She is very good at Mathematics? _____

8) _____.

9) Do you have the book? _____


10) _____?

6. The Alphabet

1) Match each lower case letter to its upper case.

mug  M p

nest  N n

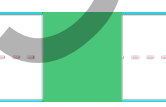




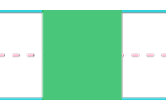


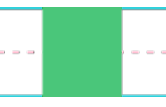
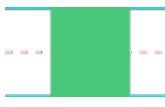
owl  O q

  P m

quenk  Q r

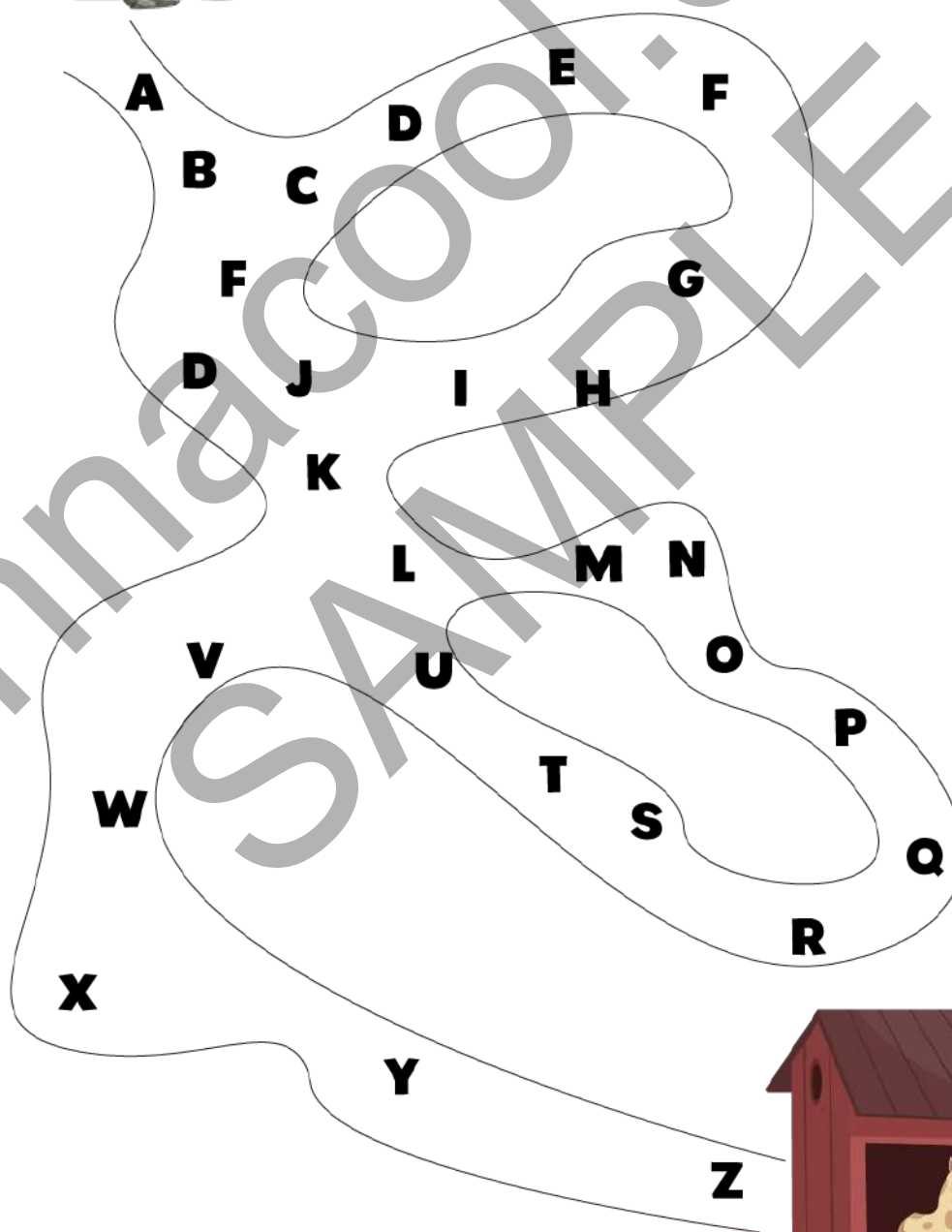
rat  R o

2) Write in the missing letter in each set.

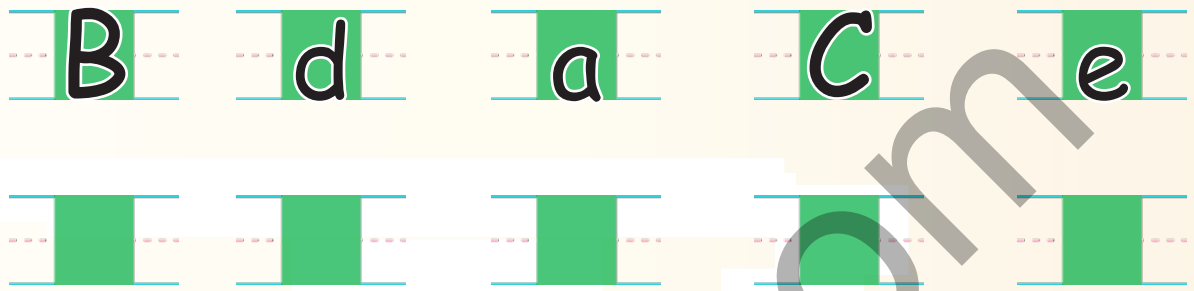
A  C	  
  	D  F
E  G	F  H

The Alphabet

3) Help the horse get back to his barn by drawing a line to connect the letters of the alphabet in the correct order.



4) Arrange the letters below in the correct order.



5) Fill in the missing letter in each line.



6) Arrange the letters below to write a word.

example: t a e	ate
 i p n	

Go to pennacool.com and complete the online exercises for a chance to win prizes!



The Alphabet

7) Arrange the letters below to make two 3-letter words.

8) Match each upper case letters to its lower case.

sun



S



Z

tap



T



W

umbrella



U



t

van



V



v

worm



W



S

x-ray



X



x

yacht



Y



u

zebra




Z



y

9) Write the lower case letter for each upper case letter below.



10) Use the letters given to write two 3-letter words.

Tracing practice for lowercase letters e, h, and t. Each letter is shown on a set of three horizontal lines (top blue, middle red, bottom blue). The letter 'e' is green, 'h' is orange, and 't' is green.	Two sets of blank handwriting lines for writing two 3-letter words. Each set consists of three horizontal lines (top blue, middle red, bottom blue).
--	--



7. Grammar Exercise 1

A Use **am**, **is** or **are** to fill each blank space.

- 1) _____ very pretty.
- 2) The children _____ playing outside.
- 3) _____ you okay?
- 4) _____ brave children.
- 5) He _____ by the tree.
- 6) I _____ not going to school today.

B Use **has** or **have** to fill the blank space in each sentence.

- 1) _____ a cute puppy.
- 2) It _____ a short, brown tail.
- 3) She _____ to leave now.

C Underline the correct word, in the brackets, to complete each sentence below.

- 1) The child (was, were) at the mall.
- 2) The bees () in the tree.
- 3) I (was, were) happy to see my best friend.

D Look at each picture in the sentence, then write the word to match the picture.



- 1) At the store, mummy got _____
sets of lights for the Christmas _____

- 2) Shalinie wanted to read her _____

but Tom wanted to _____



ninety-one

Grammar Exercise 1

E Circle the word in the brackets that means the as the underlined word.

1) The snake was as huge as an elephant.
 (small, large)

2) Mummy said that the dress was very pretty.
 (nice, ugly)

F Circle the word in the brackets that means the **opposite** of the underlined word.

1) That girl is very (long, short)

2) Those cherries were really sour. (sweet, bitter)

Go to pennacool.com and complete the online exercises! Follow the steps at the start of the book



8. Grammar Exercise 2

A Use **am**, **is** or **are** to fill each blank space.

- 1) It _____ a tall tree.
- 2) _____ crying.
- 3) _____ you doing your work?
- 4) _____ clapping for her.
- 5) We _____ under the bench.
- 6) I _____ going to the doctor.

B Use **has** or **have** to fill the blank space in each sentence.

- 1) We _____ a blue house.
- 2) _____ to see that toy.
- 3) It _____ lots of white spots.

Grammar Exercise 2

C Underline the correct word, in the brackets, to complete each sentence below.

1) We (was, were) not scared.

2)  (was, were) in the classroom.

3) He (was, were) hungry.

D Look at each picture in the sentence, then write the word to match the picture.



1) The baby had a small _____.

2) I got the best _____.

E Circle the word in the brackets that means the same as the underlined word.

1) They were excited to see us. (sad, glad)

2) My pencil is small. (tiny, long)

F Circle the word in the brackets that is opposite in meaning to the underlined word.

1) Her hair is short. (tall, short)

2) The wind was strong. (hot, nice)



9. Grammar Exercise 3

A Underline the correct word from the brackets.

1) Daddy (was, were) in the car.

2) Sir () very kind.

3) (Am, Is, Are) you okay?

4) We (has, have) to go to bed.

5) It () a rainy day.

6) I (has, have) a pink ball.

B Put a full stop (.) or question mark (?) at the end of each sentence.

1) They are kind _____

2) _____

3) She wants to go _____

D Look at each picture in the sentence, then write the word to match the picture.

1) I got a pet _____.



2) Mummy cleaned the _____.



E Circle the word in the brackets that means the same as the underlined word.

1) The night was chilly. (hot, cold)

2) Our dog was beautiful. (nice, ugly)

F Circle the word in the brackets that means the of the underlined word.

1) Those feathers are light. (long, heavy)

2) My clothes are wet. (dry, bitter)

Go to pennacool.com and complete the online exercises for a chance to win prizes!



10. Grammar Exercise 4

A Underline the correct word from the brackets.

- 1) We (am, is, are) in the classroom.
- 2) Mike () a yellow pencil.
- 3) The boys (was, were) playing cricket.
- 4) Mummy and I (am, is, are) at home.
- 5) It () too late to call.
- 6) I () sleepy.

B Put a full stop (.) or question mark (?) at the end of each sentence.

- 1) () _____
- 2) Is she your friend _____
- 3) We have to open the door _____

C Each sentence has an error underlined. Write the correct word on the line.

- 1) dan is my friend. _____
- 2) Mary have a blue dress. _____
- 3) _____

D Look at each picture in the sentence, then write the word to match the picture.

- 1) There is a _____ in the pond.



- 2) They ate the _____.

Grammar Exercise 4

E Circle the word in the brackets that means the same as the underlined word.

1) Mummy was angry about the broken vase.
(happy, mad)

2) The children were quiet. ()

F Circle the word in the brackets that means the opposite of the underlined word.

1) The road is very () (long, heavy)

2) The drain is narrow. ()



11. Grammar Exercise 5

A Underline the correct word from the brackets.

- 1) The car (has, have) broken down.
- 2) It () on the road.
- 3) Many people (am, is, are) waiting at the store.
- 4) We () going to eat dinner.
- 5) Do you () a pencil to lend me?
- 6) The corn (am, is, are) ripe and sweet.

B Put a full stop (.) or question mark (?) at the end of each sentence.

- 1) I like to read a lot of books _____
- 2) _____
- 3) My friend does not like to read _____



Grammar Exercise 5

C Each sentence has an error underlined. Write the correct word on the line.


- 1) Is you going to the store? _____
- 2) My friend, tom, likes to tease us. _____
- 3) _____

D Look at each picture in the sentence, then write the word to match the picture.

- 1) She has a pretty _____.



- 2) I found a _____ at the beach.



Go to pennacool.com and complete the online exercises! Follow the steps at the start of the book



E Circle the word in the brackets that means the same as the underlined word.

1) She wanted to cry after she lost her doll.

()

2) The dogs were loud. (silent, noisy)

F Circle the word in the brackets that means the opposite of the underlined word.

1) My bag is too heavy. ()

2) The roti was soft. (dry, hard)



12. Comprehension Exercise 1

A Read the passage below, then answer the questions that follow.

■ has a basket.
The basket is full of
vegetables. ■ is going
to the kitchen to give it
to ■.



1) Who has a basket of vegetables?

2) Where do you think he got the vegetables?

3) Who is ■ giving the vegetables to?

4) What do you think will happen to the vegetables next?

B Read the poem below, then answer the questions on the next page.



One **two**,



buckle my **shoe**;



three, **four**,
shut the **door**;



five, **six**,
pick up **sticks**;



seven, **eight**,
lay them **straight**;



nine, **ten**,
a big fat **hen**.



Comprehension Exercise 1

1) Finish the line of the poem:

1, 2, buckle _____

2) After what number do you shut the door?

3) Write 2 rhyming words from the poem,

① _____ ② _____

4) How does the poem make you feel?

The poem makes me feel: sad playful

5) Write numbers to put the actions in the correct order:

○

○

○

- C** Look at the picture, then answer the questions that follow.

The picture shows the cover of a children's book.



- 1) Where in the book will we find the picture shown?

Go to pennacool.com and complete the online exercises! Follow the steps at the start of the book



2) What kind of book is it?

3) Who wrote the book?

4) Do you think _____ will like this book?


Why or Why not?

13. Comprehension

Exercise 2

- A** Read the passage below, then answer the questions that follow.

At the Farm



Molly went to the farm with her family. At the farm, she saw a big horse. The horse was brown. The horse ran towards her. It can run very fast.

Comprehension Exercise 2



1) Who went to the farm?



2) What animal was at the farm?

3) Circle two words below that tell us about the



Molly brown family fast big

4) Underline the word that means the same as



small tiny huge mini

- B** Read the poem below, then answer the questions that follow.

Humpty Dumpty




Humpty Dumpty sat on a wall,
Humpty Dumpty had a great fall.
All the King's horses
And all the King's men,
Couldn't put Humpty together again.

Comprehension Exercise 2

1) Who sat on the wall?

2) _____ ?

3) Number the pictures below in the correct order as in the poem.



□

□

□

□

4) Circle the word that describes how the poem makes you feel.



- c** Look at the picture, then answer the questions that follow.

The picture shows a Children's Cereal box.



- 1) What is the picture showing?

Go to pennacool.com for a chance to win prizes! Follow the steps at the start of the book



Comprehension Exercise 2

2) Circle who you think the cereal is for:



3) Why would children want to try this cereal?

4)  ?

Why or Why not?

14. Comprehension

Exercise 3

A Read the passage below, then answer the questions that follow.

My Dance Class



My name is [redacted]. Today is my dance class. My dance teacher is Miss Allie. She teaches us [redacted]. She is getting us ready for a concert at school. We have dance class on Mondays and Thursdays every week.

1) Who is learning to dance? [redacted]

Comprehension Exercise 3

2) Who is the dance teacher?


3) What kind of dance are the children learning?

4) They are preparing for a: party concert

5)



- B** Read the poem below, then answer the questions that follow.

Stop! Do not say a word!
Did you see that cool ?
It's blue and red,
With a mohawk on its head.
Where, oh where can it be?
It's right here inside my head.
Do you mean it's imaginary?

- Wendy Lutchmansingh

- 1) What is the poem all about?
-


- 2) How many people are talking in the poem?
-

Go to pennacool.com and complete the bonus exercises! Follow the steps at the start of the book




Comprehension Exercise 3



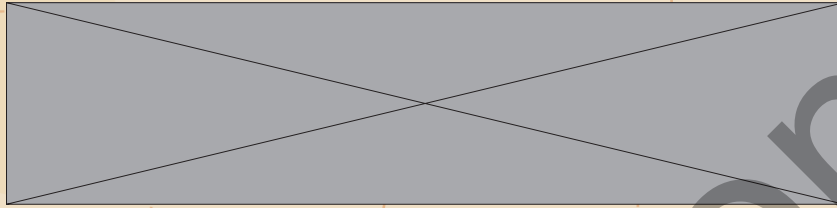
3) What are the colours of the ?

4) This poem was: sad funny

5) Draw a picture of what you think  looks like and **Colour** it.



- c** Look at the letters, then answer the questions that follow.



- 1) Write the letters in alphabetical order.

Three empty rounded rectangular boxes for writing the letters in alphabetical order.

- 2) Write two 2-letter words that can be made from the letters above.

Two pairs of empty rounded rectangular boxes for writing two 2-letter words.

- 3) Write two 3-letter words that can be made from the letters above.

Two groups of three empty rounded rectangular boxes for writing two 3-letter words.

- 4) **CHALLENGE:** Write a 4-letter word using the letters above.

Four empty rounded rectangular boxes for writing a 4-letter word.

15. Comprehension Exercise 4

- A Read the passage below, then answer the questions that follow.

A Visit from the Dentist

Today a dentist came to visit our classroom. She was there to teach us how to take care of our teeth.



The dentist gave us new toothbrushes, toothpaste and dental floss! She was nice!

1) Who visited the classroom? _____

2) _____?

3) Name three things _____.

i) _____

ii) _____

iii) _____

4) Write one thing that she might have said to the children about caring for their teeth.

Comprehension Exercise 4

B Read the poem below, then answer the questions that follow.

Student: Rocky ate my home-work,
As if it was puppy chow.
I tried to take the book away,
But his teeth got in the way.

Teacher: Do you really expect me to
believe that?

Student: Of course not,
It was really the cat.

- Wendy Lutchmansingh



1) Tick the answer that correctly describes what the poem was mostly about:

a) Not doing home-work

b) Animals at the zoo

2) How many  are talked about in the poem? _____

3) What kind of animal do you think Rocky is?

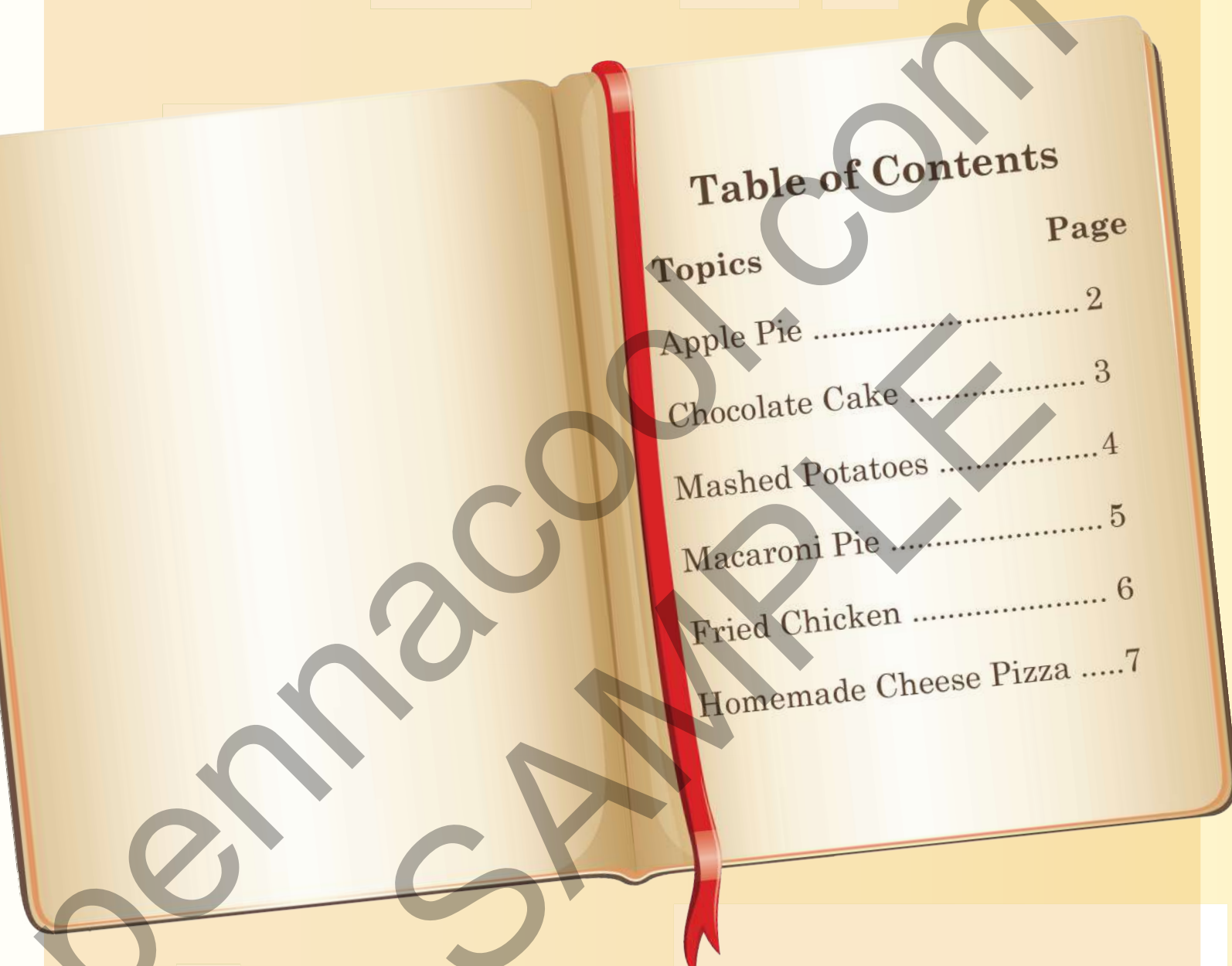
4) Write one word from the poem that helped to tell you what kind of animal Rocky was.

5) I felt that this poem was:



Comprehension Exercise 4

- C** Look at the picture, then answer the questions that follow.



Topics	Page
Apple Pie	2
Chocolate Cake	3
Mashed Potatoes	4
Macaroni Pie	5
Fried Chicken	6
Homemade Cheese Pizza	7

- 1) On which page can you find ?
- _____

2) What will I find on page 3?

3) How many are there?

4) Name two foods in the Table of Contents that can be eaten for lunch.

i)

ii)

5) Circle the correct answer. This is a:

Go to pennacool.com and complete the online exercises! Follow the steps at the start of the book



16. Miscellaneous Exercise

A Grammar

Underline the correct word in brackets to complete each sentence.

- 1) The boy (am, is, are) doing his chores.
- 2) (was, were) looking at a movie last night.

B Spelling

Circle the word that is correct.

3)



snake

snack

snak

- 4) The baby () had yellow fluff.



C Capital Letters and Punctuation

Use capital letters, full stops or question marks where needed.

5)

[Redacted]

6) How do we get to the shop from here

D Vocabulary

Write a word that means the [Redacted] as the underlined word.

7) Jack was very happy to see Caleb.

Write a word that is the opposite of the underlined word.

[Redacted]

8) The marble and stone were small but the tree was not.

[Redacted]

E Comprehension



Study the picture, then read the sentences and answer the questions that follow.



It is a sunny day. The boy took his dog for a walk. While playing in the grass with his stick, the dog started to bark. A large spotty snake was hissing. The boy calls the dog and the snake slowly slithers away.

9) Who were the characters?

10) What is the meaning of ?

11) Why do you think the snake hissed?



Miscellaneous Exercise

F Poetry / Rhyme

Read the rhyme below, then answer the questions that follow.

Kitty

Kitty caught a caterpillar.

Kitty caught a snail.

Kitty caught a turtle
by its tiny turtle tail!

Kitty caught a cricket
with a sticky bit of thread.

Kitty tried to catch
a bumblebee.

The bee caught her instead!





12) How many animals did Kitty catch?

13) Write two rhyming words from the poem.

i)

ii)

14) How do you think the   ?

Go to pennacool.com and complete the online exercises and games for a chance to win prizes.



Miscellaneous Exercise

G Graphic Representation

Study the sign below, then answer the questions that follow.



15) Where would you see a sign like the one in the picture?

16) Why should we do what the sign says?

