

pennacool

Leaders in Online Education

**CURRICULUM
- ALIGNED**

Infant 2 Workbook

Edited by: Keshmani Dhaniram-Gosine, B.Ed. (Dist.), Principal, Gandhi Memorial Vedic School

Mathematics & Language Arts

35 Reinforcement Exercises covering the Infant 2 syllabus

Bonus Offer Online

Self-Correcting Exercises

Videos, Games &

Great Prizes!



pennacool.com

Infant 2 Workbook

Name: _____

Teacher: _____

School: _____

Bonus Offer Online


This book gives you access to additional Math & Language Arts videos, self correcting exercises, games and prizes on pennacool.com.

Step 1: Go to pennacool.com and log in or create an account.

Step 2: Click on "Workbooks" and select the Workbook you have purchased.

Step 3: Click on BONUS Content.

Step 4: Answer the security questions that pop up



pennacool.com

Workbooks

Infants 1
Math/ELA
Workbook



Bonus Points Code:

Author: Wendy Lutchmansingh
Edited by: Keshmani Dhaniram-Gosine
Design: Studio Curio

The contents of this book are protected by copyright laws, and any unauthorized reproduction or distribution is strictly prohibited.

Table of Contents

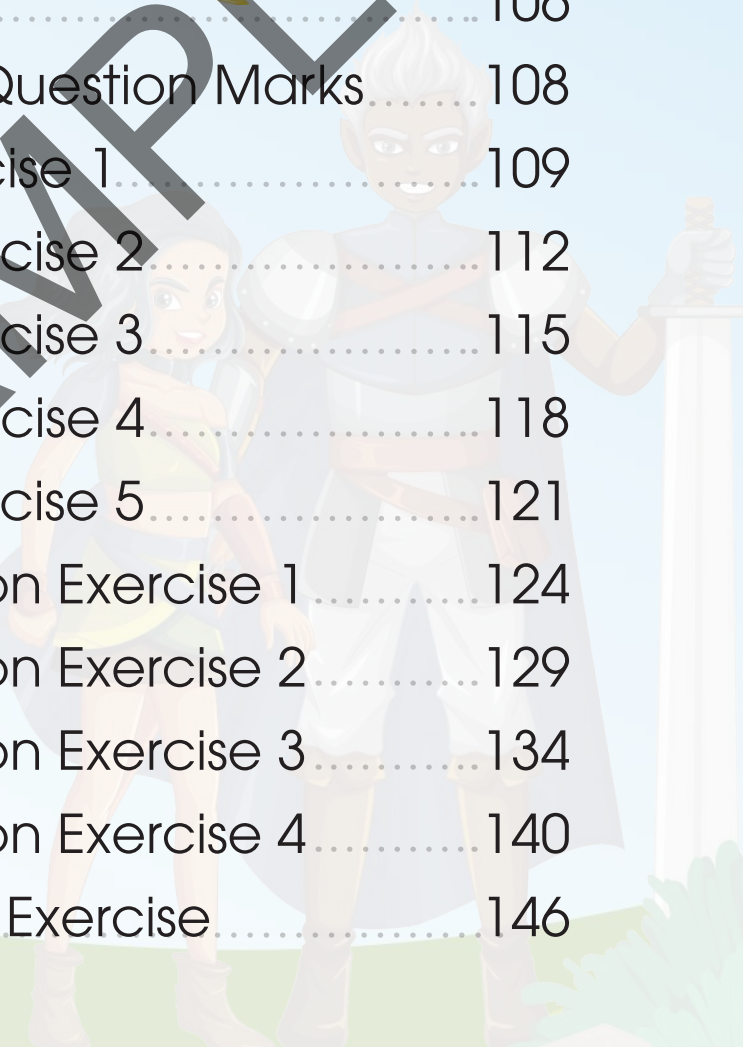
Mathematics

Topics	Page
Chapter 1: Number Review and Number Concepts – 0 to 10	3
Chapter 2: Counting and Ordering Numbers – 0 to 20	12
Chapter 3: Number – 11 and 12	16
Chapter 4: Number – 13 and 14	20
Chapter 5: Number – 15 and 16	25
Chapter 6: Number – 17 and 18	29
Chapter 7: Number – 19 and 20	34
Chapter 8: Review of Numbers – 0 to 20	39
Chapter 9: Ordinal Numbers	44
Chapter 10: More than, Less than, Equal	46
Chapter 11: Money	53
Chapter 12: Addition	58
Chapter 13: Subtraction	63
Chapter 14: Geometry	67
Chapter 15: Measurement	72
Chapter 16: Statistics	76
Chapter 17: Miscellaneous Exercise	82

Table of Contents

Language Arts

Topics	Page
Chapter 1: Am, Is, Are	88
Chapter 2: Was, Were	90
Chapter 3: Present Habitual Tense	93
Chapter 4: Future Tense	96
Chapter 5: Has, Have	100
Chapter 6: Do, Does	103
Chapter 7: Capital Letters	106
Chapter 8: Full Stops and Question Marks	108
Chapter 9: Grammar Exercise 1	109
Chapter 10: Grammar Exercise 2	112
Chapter 11: Grammar Exercise 3	115
Chapter 12: Grammar Exercise 4	118
Chapter 13: Grammar Exercise 5	121
Chapter 14: Comprehension Exercise 1	124
Chapter 15: Comprehension Exercise 2	129
Chapter 16: Comprehension Exercise 3	134
Chapter 17: Comprehension Exercise 4	140
Chapter 18: Miscellaneous Exercise	146



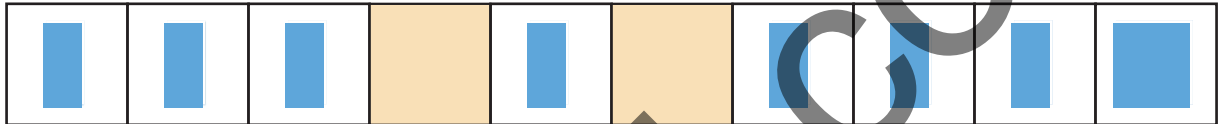


1.a. Number Review

0-10



1) Put in the missing numbers.



2) Fill in the missing numbers.



3) Write the missing numbers.



4) How many are in the set?

Write the numeral and its word name.




Numeral: _____

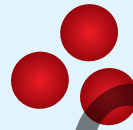
Name: _____

5) that matches the number shown.

7



3





10



6) Circle the correct number of objects.

Circle 6 hearts.

Circle 7 stars.



7) Draw the correct number of objects in each box.

Draw balloons.

Draw circles.

8) Write the name of each number below.




9) Fill in the missing numbers below.



10) What numbers are missing?
Write them in the blank spaces.




11) Count the objects, then circle the correct number.



9


5



12

10

12) Put a check mark in the box to show the set that has objects.



Go to pennacool.com and complete the online exercises! Follow the steps at the start of the book



1.b. Number Concepts 0 to 10

1) How many shapes are there in the set below?
Write the numeral and word name.



Three sets of horizontal blue lines for writing the numeral and word name.

2) Write in the missing numbers below.

	1			4						10
--	---	--	--	---	--	--	--	--	--	----

3) Fill in the missing numbers below.

	9					4			1	
--	---	--	--	--	--	---	--	--	---	--

4) Circle the number that matches the objects in the set.



5) Fill in the missing numbers below.

Count by 2s




6) Write the word names of each numeral given.

9 = _____ 6 = _____

4 = _____ 8 = _____

7) Study the picture, then answer the questions.

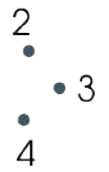
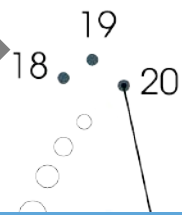



a) Which animal is first?

b) Which animal is last?

c) Which animal is  ?




8) Connect the dots, then colour the picture.



nine


9


9) Circle the group that has MORE.




10) Write the numbers below, from 

Example:

7	10	1	3	→	
---	----	---	---	---	--

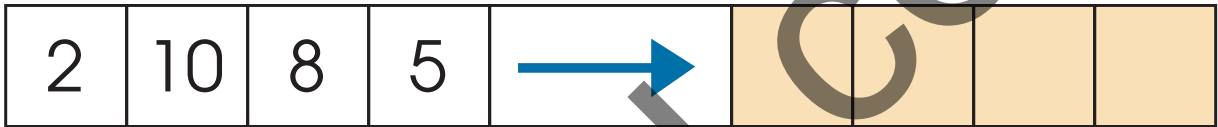
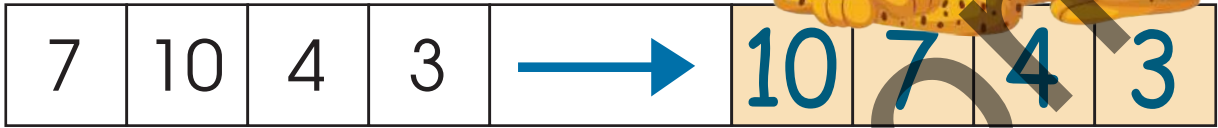
2	9	3	0	→	
---	---	---	---	---	--







11) Write the numbers below, from **largest to smallest**.

Example:

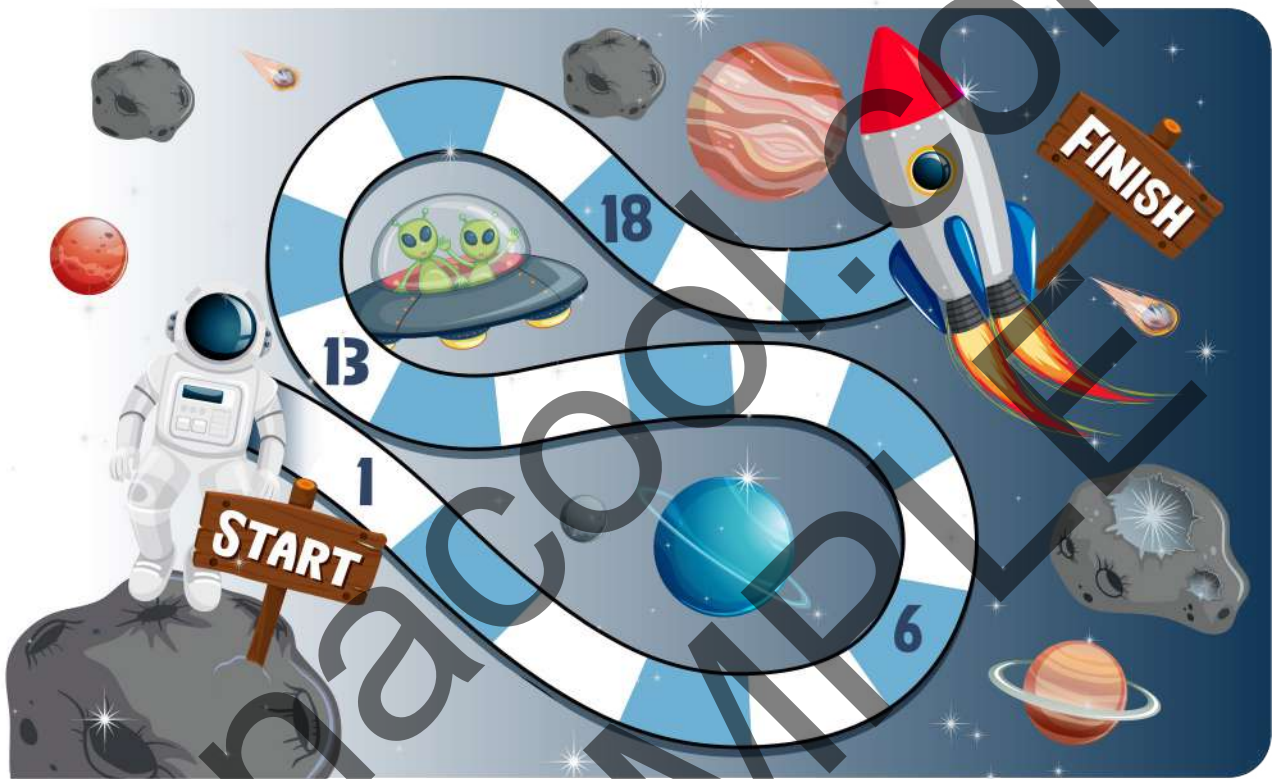


12) Circle the group that has LESS.



2. Counting and Ordering Numbers – 0 to 20

1) Fill in the missing numbers below.



2) Count the cherries to help fill in the missing numbers below.



2



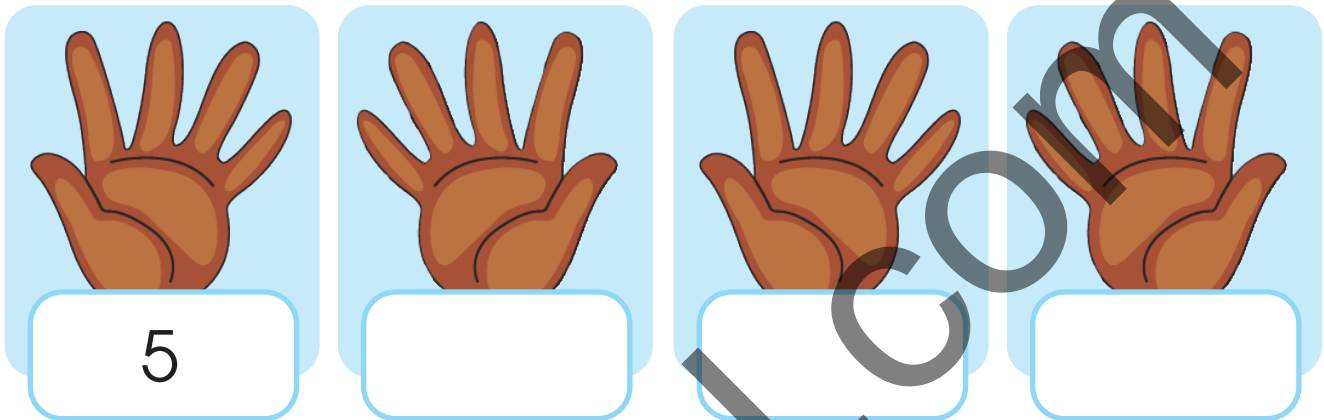


6

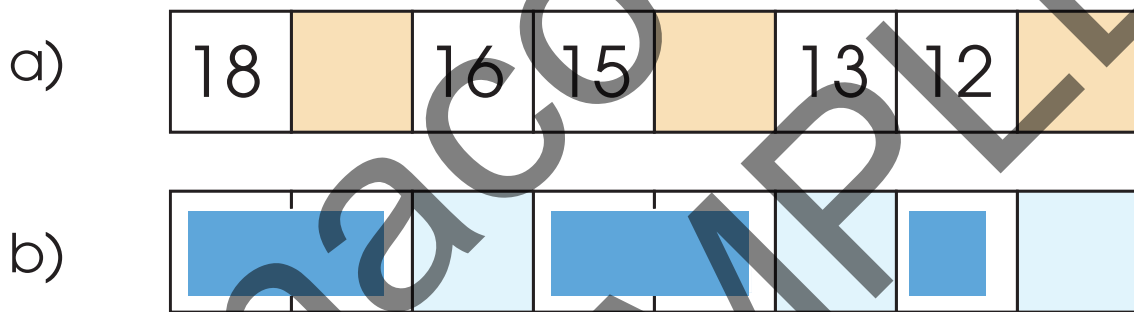




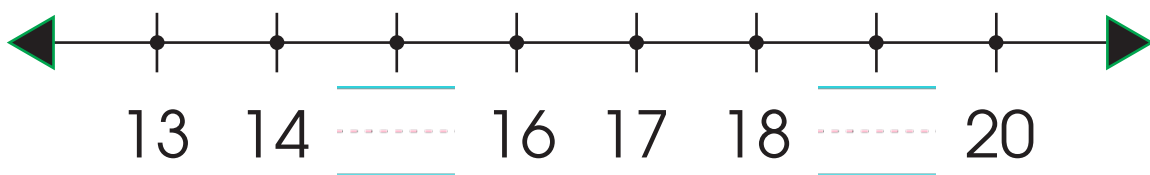
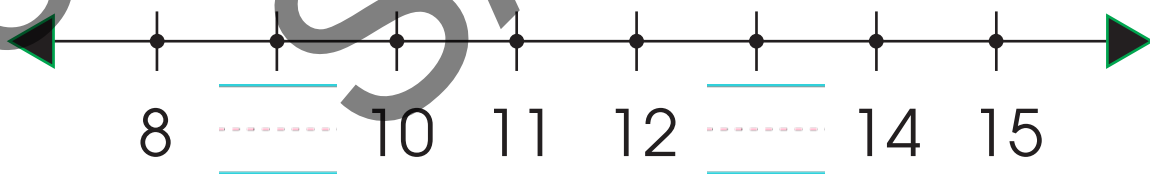
3) Use the hands to count in 5's and fill in the missing numbers.



4) Fill in the missing numbers in each line below.



5) Fill in the missing numbers on the number lines below.



6) Complete the **pattern** by placing the missing numbers.

1	3	■	■	■	■	■	■	■	19
---	---	---	---	---	---	---	---	---	----

7) Fill in the missing numbers below.

20	■	■	■	8	■	■	2
----	---	---	---	---	---	---	---

8) Arrange the numbers from smallest to biggest.

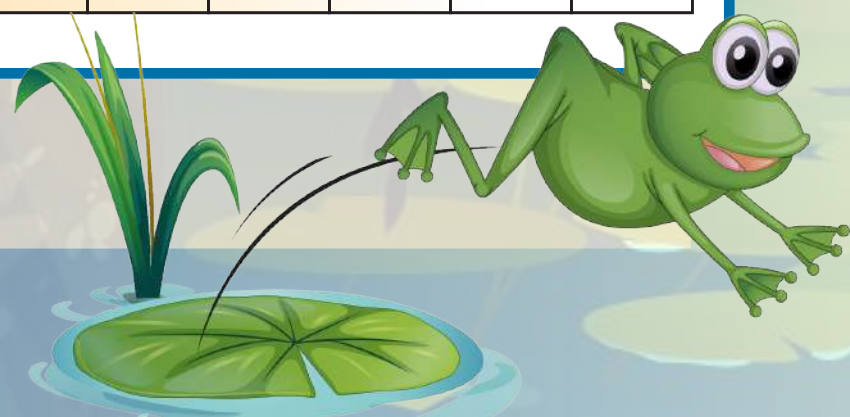
12	11	15	■	20	18	13	19
----	----	----	---	----	----	----	----

11	12	■	■	■	■	■	■
----	----	---	---	---	---	---	---

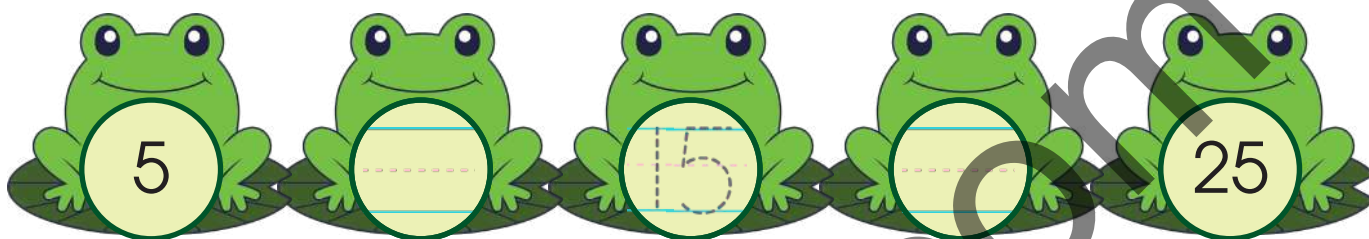
9) Arrange the numbers from **■**.

1	8	5	■	■	4	9	2	0	3	6
---	---	---	---	---	---	---	---	---	---	---


10	■	■	■	■	■	■	■	■	■
----	---	---	---	---	---	---	---	---	---



10) Fill in the missing numbers in the pattern below by counting in 5's.



11) Fill in the missing numbers below by counting backwards



12) Fill in the missing numbers in the patterns below.

a)

3	6	9	12	15	18	
---	---	---	----	----	----	--



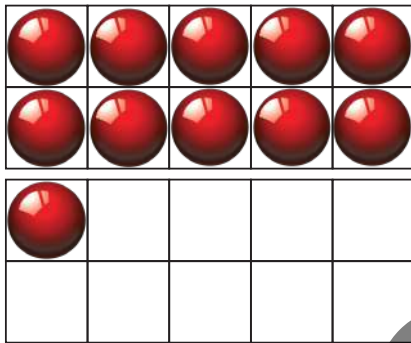
b)

■	■	■	■	■	■			
---	---	---	---	---	---	--	--	--

3. Number and Number Name

11 (Eleven) and 12 (Twelve)

1) Count how many balls there are, then write the number and its word name.




11 eleven

2) Circle the set with




3) What number is shown below?
Count, then name on the lines.



4) Colour 11 leaves.





5) What number is shown below? Count, then write the number and number name on the lines.



6)  red marbles in this box.




7) Count how many dots are shown, then write the number and number name on the lines.




12 twelve

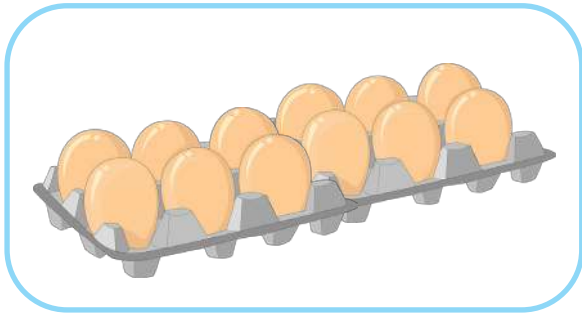
8) Colour 12



9) What number is represented by the picture below? Count, then write the number and number name on the lines.



10) Cross out the set that does not have 12.



11) What number is represented by the diagram below? Count, then write the number and number name on the lines.



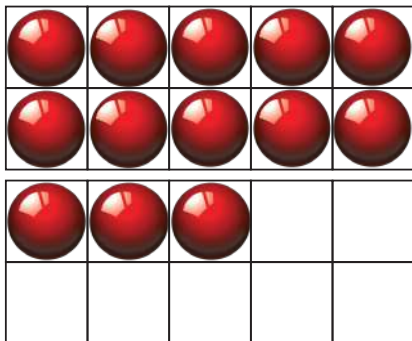
12) Draw and colour  balloons in the box below.



4: Number and Number Name


13 (Thirteen) and 14 (Fourteen)

- 1) Count how many dots are shown, then write the number and number name on the lines.



13 thirteen

- 2) Colour 13 chickens.



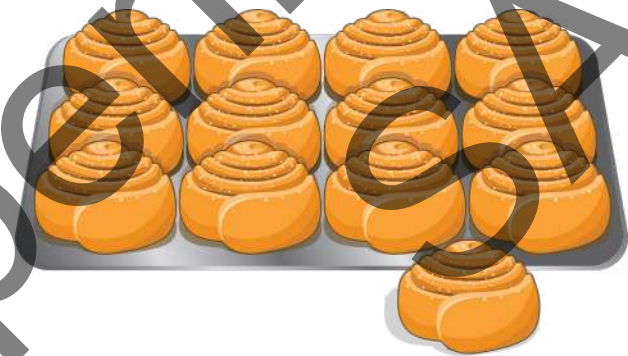
3) Cross out the set that 13.



4) What number is represented below?
Count, then write the number and number name on the lines.




5) The following is called a baker's dozen.
How many are there? Write the number and number name on the lines.






Go to pennacool.com to find bonus quizzes and games!





6) Draw and colour  butterflies in this box.

7) What number is represented below?
Count, then write the number and number name on the lines.



14 fourteen


8) Draw more ornaments on the tree to make .




9) Cross out the set that does not .







10) How many fingers have you counted below?



11) Colour 14 butterflies.



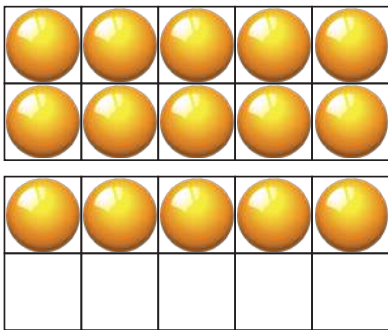
12) Match each set to the correct number.



5: Number and Number Name

15 (Fifteen) and 16 (Sixteen)

- 1) What number is shown below? Count, then write the number and number name.





15 fifteen

- 2) Draw and colour more to make .




- 3) Cross out the set that  15.



4) What number is shown below? Write the number and number name on the lines.




5) Colour shells.



6) Cross out some until there are left.



7) Count how many dots there are, then write the number and number name on the lines.




16 sixteen

8) Draw more to give 16.



9) Colour 16 eggs.



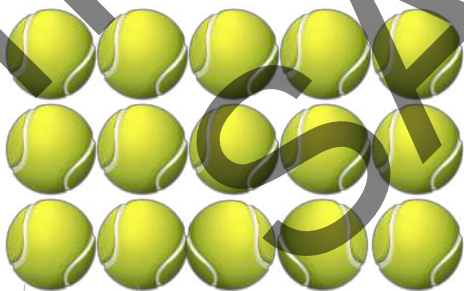
10) Cross out the one that does not have 



11) Cross out some until there are 1  left.



12) Count how many are in each set, then circle the correct number.



15 8



16 13



6: Number and Number Name

17 (Seventeen) and 18 (Eighteen)

- 1) What number is shown below?
Write the number and number name on the lines.



17
seventeen

- 2) Draw more to make seventeen.




Go to pennacool.com and complete the online exercises! Follow the steps at the start of the book



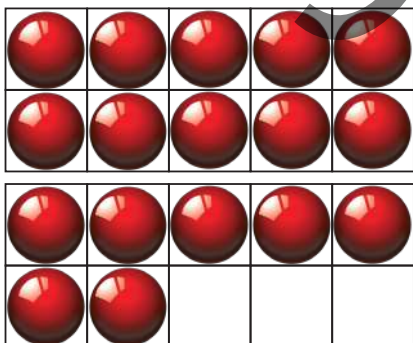
3) Cross out the set that does not have teen.




4) Cross out some until there are 17 left.




5) What number is shown below? Count, then write the number and number name on the lines.



6) Colour 17




7) Count in two's to see how many are in the set. Write the total number in the box.

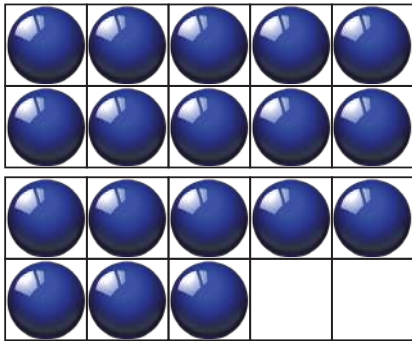


Total =


8) Cross out the set that does not have 1 .



9) What number is shown below? Count, then write the number and number name on the lines.




10) Cross out some until there are 18 left.



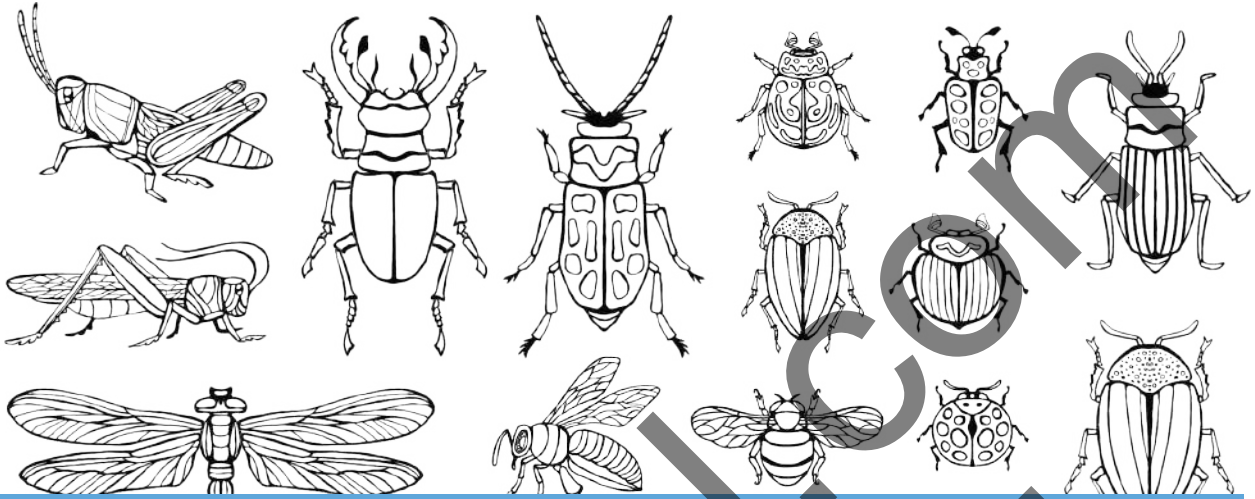
Go to pennacool.com
for a chance to




WIN!
PRIZES



11) Colour 18



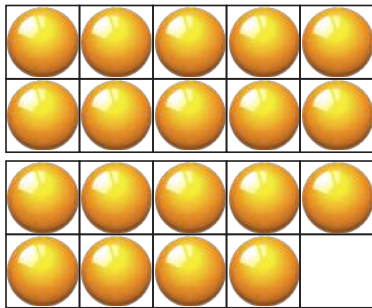
12) Match each set to the correct number.



7: Number and Number Name

19 (Nineteen) and 20 (Twenty)



1) What number is shown below? Count, then write the number and number name on the lines.




2) Draw more lollipops to make 19 lollipops.



3) Cross out the set that does not have 19 fish.



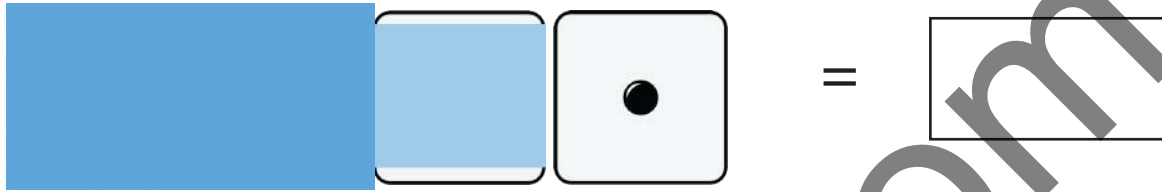
4) Colour 19 sea creatures.



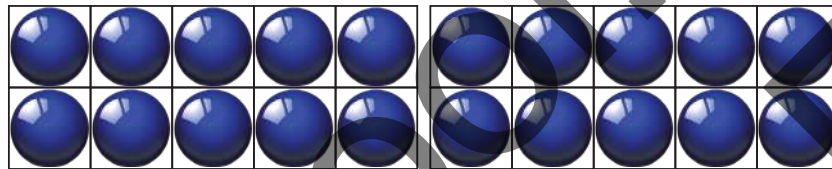
5) Cross out some until 19 are left.



6) What number is shown below? Count the dots, then write the number in the box.



7) Count the dots, then write the number and number name on the lines.

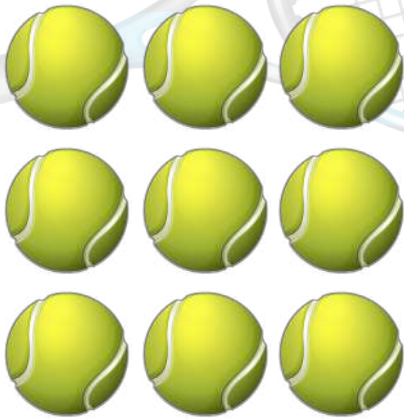


20 twenty

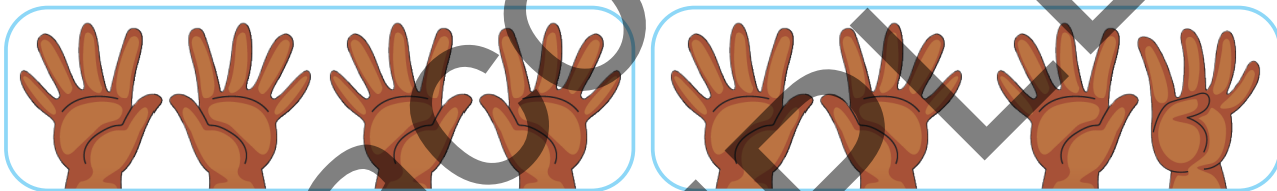
8) Colour the set that has .



9) Draw more to make




10) Cross out the set that does not have 20.



11) Cross out some until you are left with .



12) Connect the dots in the correct order, then colour the picture.





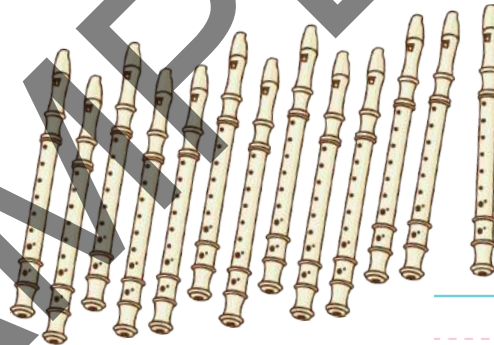
8: Review of Numbers 0 to 20



1) Count how many, then write the numbers on the lines.







2) What number is represented by the diagram below? Write the number in the box.



3) Circle the correct number name for each number shown.

■	nine	thirteen	nineteen
3	three	two	thirteen
11	ten	twelve	eleven

4) Write the numbers that come before and after each given number below.

<p>_____</p> <p>_____</p> <p>_____</p>	<p>16</p> <p>_____</p> <p>_____</p> <p>_____</p>	<p>_____</p> <p>_____</p> <p>_____</p>
--	--	--

5) How much is ■ more than 10?
Draw marbles to show your answer.



6) Which number can be represented as 4 less than 20? Write the number in the box below.






7) Complete the table with names.



12	<hr style="border-top: 1px dashed red;"/> <hr style="border-top: 1px dashed red;"/>
<hr style="border-top: 1px dashed red;"/> <hr style="border-top: 1px dashed red;"/>	eight
<div style="width: 10px; height: 10px; background-color: blue; margin: 0 auto;"></div>	<hr style="border-top: 1px dashed red;"/> <hr style="border-top: 1px dashed red;"/>

8) Write in the missing numbers on the number lines below.



9) Write the numbers given from to

13	7	20	<hr/> <hr/> <hr/>
4	18	0	<hr/> <hr/> <hr/>
15	9	19	<hr/> <hr/> <hr/>

10) Write in the missing numbers in the patterns below.

a)



b)

6 4 2 1 6 4 2

11) Write the numbers given from smallest to largest.

			_____
			_____
15	6	10	_____

12) What number shows 7 more than ?
Draw marbles below to show your answer.

9: Ordinal Numbers



Study the picture, then answer the questions.



- 1) What colour car is in first place? _____
- 2) What colour car is in th place? _____
- 3) The yellow car is in _____ place.
- 4) The brown car is in _____ place.
- 5) If the pink car passed the yellow car, what place would the pink car be in? _____
- 6) Which car is the est car?
Explain your answer.

Study the picture below, then answer the questions that follow.


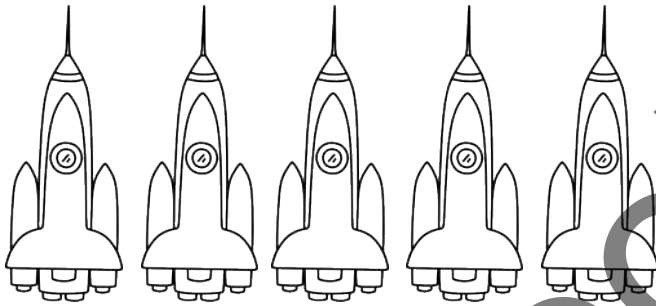
Fourth - 4th









- 7) Which cupcake has yellow icing? _____
- 8) Colour the cupcake with pink icing.
- 9) Cross out the th cupcake.
- 10) Circle the last cupcake.
- 11) Colour the eighth cupcake with icing.
- 12) Underline the th cupcake.
- 13) Write 2nd inside the second cupcake.
- 14) The cupcake comes before the _____ cupcake but after the _____ cupcake.

10: More than, Less than or Equal


1) Which group has ? Colour it.



2) Colour the two groups that have in red.



3) Look at the picture, then answer the question that follows.




The is heavier than the

They are _____ in weight.

(equal / unequal)

4) Look at the picture, then answer the question.




The sets are equal because

one _____ is equal

to _____ pineapples.


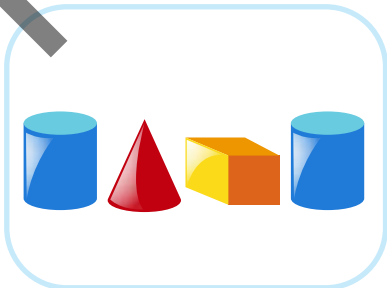
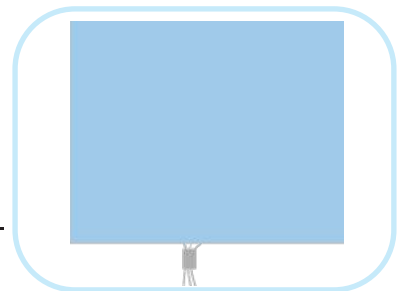

More than, Less than or Equal

- 5) Look at the picture, then answer the questions that follow.





If a  ball and  ball together are equal to a  ball, how many  balls will be needed to balance the scale and make both sides equal?

- 6) State whether each pair of sets is equal or unequal.



7) Look at the picture below, then answer the questions that follow.



- a) Is the balance  on both sides? _____
- b) Draw the correct number of pomegranates that should be placed on side B of the balance to make sure it is equal.

8 a) Can each bear below have a pot of honey?

b) Draw arrows to show whether the sets are equal or not.



c) Bears and honey pots are (equal unequal).

More than, Less than or Equal

9) Look at the picture below, then answer the questions that follow.



a) How many presents are there? _____

b) How many children are there? _____

c) Use = or \neq to complete the statement:

Children _____ gifts.

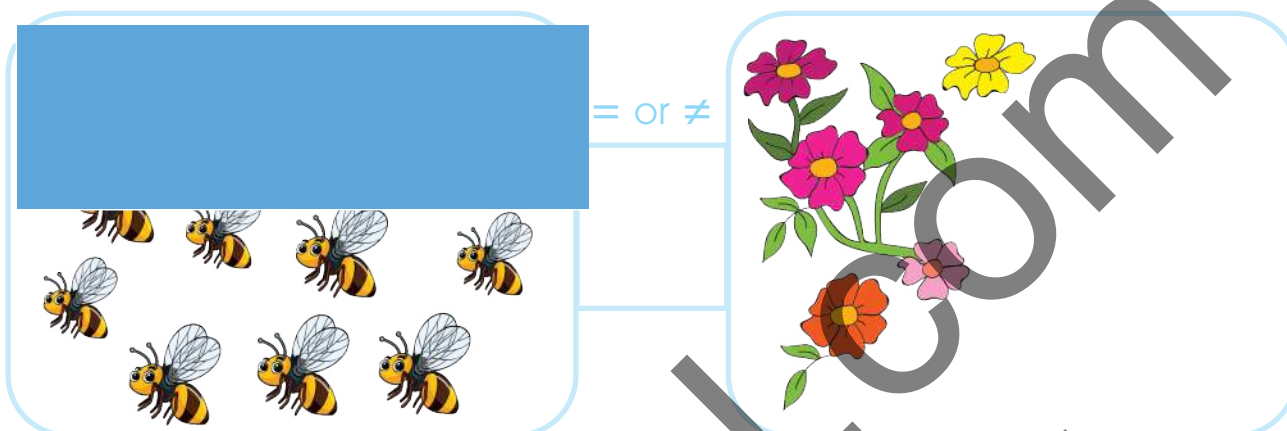
Go to pennacool.com
for a chance to



WIN!
PRIZES



10) Look at the sets below, then answer the questions that follow.



a) Are there enough flowers for all the bees?

b) Use = or \neq to fill the blank space in the picture.

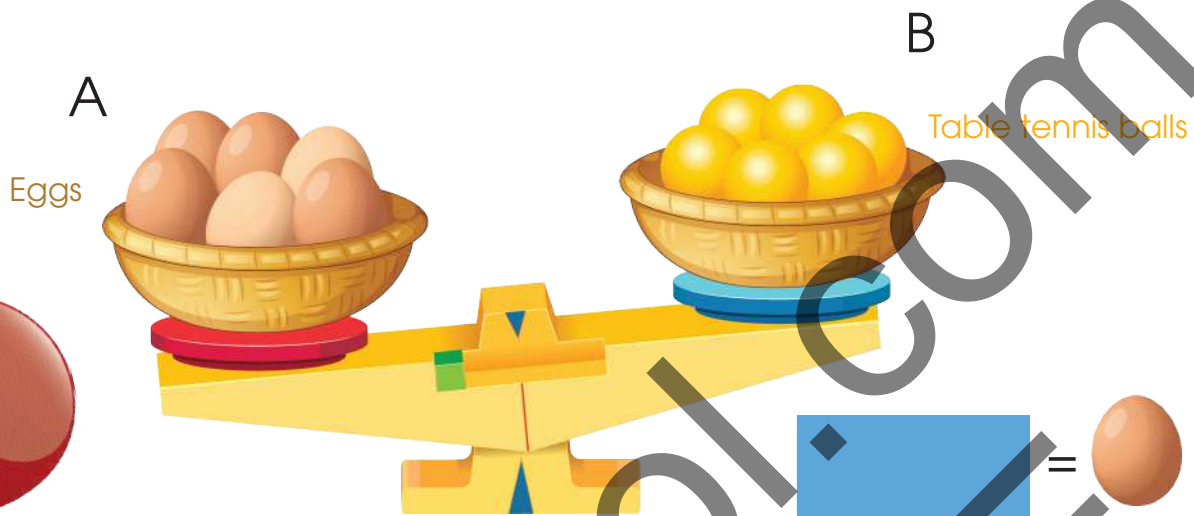
c) Draw more flowers to ensure that each bee gets a flower.

11) Use = or \neq to fill the blank space in the statement below.



4 onions _____ 1 cabbage.

12) Look at the picture below, then answer the questions that follow.

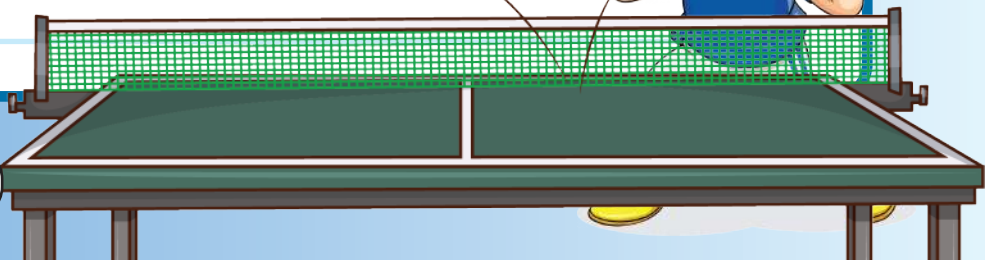



a) Are the sets equal? _____

b) Which set is [Blue box] er? _____


c) If one yellow and one white ball together = one egg, how many white balls are needed to make the balance equal?

d) Draw the correct number of white balls to make the sets equal.



1 1: Money

1) Circle the 1-cent coin from the set below.



2) Underline the coin in the set below.



3) In the box below, draw the number of 1-cent coins that are equal to -cents.



4) Which is the bill below? Circle it.



5) Cross out the bill below.







6) How many 5-cent coins can I use to make 25-cents?
Cross out the correct number of 5-cent coins below to make 25-cents.



=

Diagram for making 25 cents using 5-cent coins:

			
<input type="checkbox"/>	<input type="checkbox"/>	<input type="checkbox"/>	<input type="checkbox"/>

A large blue rectangular box is provided below the table for writing the answer.



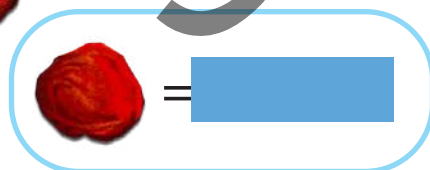
7) Aisha wants to buy a ring-pop, as shown below. Circle the money in her purse that she can use to buy it?



= \$10




8) One salt-prune is . If I have a 25-cent coin, how many salt-prunes can I buy?





= _____ salt-prunes.

9) Mummy wanted to buy a hat for \$. She had the money shown below in her bag.



Cross out all the money that Mummy will have to use to buy the hat.

10) Which of the following is equal to ?
Cross it out.



11) Which of the following will I get if I had four 25-cent coins? Circle the correct one.



12) Which **three** of the following coins are equal to 25-cents? Underline them.



12: Addition

- 1) Dan had 10 marbles in a bottle and in a bag. Draw the missing marbles below, then state how many marbles Dan had in all.



add



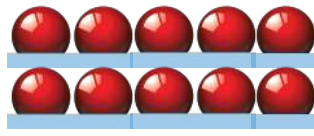
equal marbles

- 2) Use the number line below to add the following:

$$3 + \square + 2 = \underline{\quad}$$

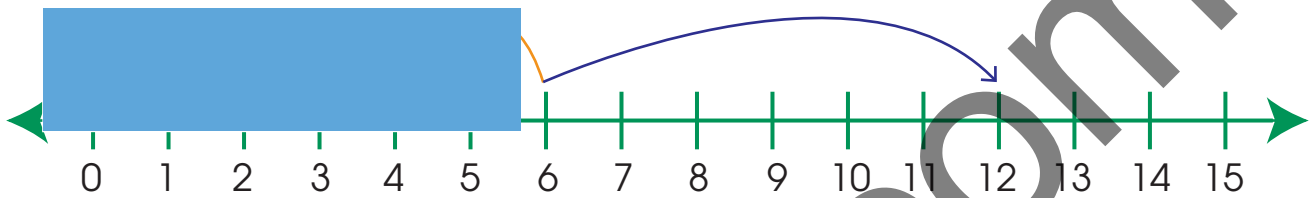


- 3) Use the counters to help you fill in the missing numbers then find the sum.



$$\underline{\quad} + \underline{\quad} = \underline{\quad}$$

4) Fill in the missing numbers, then add them together to find the sum.



$$\square + \square + \square = \square$$

5) How much money would I have if I had those shown below?

$\square + \square = \square$

b) Calculate the following:

a)

$$\begin{array}{r} 8 \\ + \square \\ \hline \square \\ \hline \end{array}$$

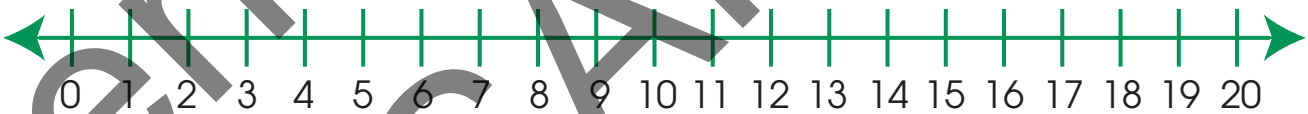
b)

$$\begin{array}{r} \square \\ + 6 \\ \hline \square \\ \hline \end{array}$$

7) Tamara had Her sister gave her \$3 more.
How much money does Tamara have now?
Draw counters to help you.

Answer = \$ _____

8) Aron has marbles, Josh has 6 marbles and
Nichelle has 4 marbles. How many marbles do
they have in all?
Use the number line below to help you.



Answer = _____ marbles



9) Write a number sentence to represent the following information, then find the sum.

$\boxed{} + \boxed{} + \boxed{} = \boxed{}$

10) I had dollars then Daddy gave me 5 dollars more. How much money did I have in total?

$\boxed{} + \text{5 dollars} = \underline{\hspace{2cm}} \text{ dollars}$
 $\underline{\hspace{2cm}} + \underline{\hspace{2cm}} = \underline{\hspace{2cm}} \text{ dollars}$

11) In a basket, there are 5 cucumbers, 5 peppers and tomatoes. How many fruits and vegetables are there in the basket?

$\underline{\hspace{2cm}} + \underline{\hspace{2cm}} + \underline{\hspace{2cm}} = \underline{\hspace{2cm}}$

12) Solve each of the following:

$$\square + \square + 6 = \underline{\hspace{2cm}}$$


$$7 + \square = \underline{\hspace{2cm}}$$

$$8 + \square = \underline{\hspace{2cm}}$$

$$10 + 5 + 1 = \underline{\hspace{2cm}}$$


13: Subtraction

- 1) Write the number sentence that represents the picture below, then solve to find the answer.



$$\underline{\quad} - \underline{\quad} = \underline{\quad}$$

- 2) Write the number sentence that represents the picture below, then solve to find the answer.



$$\underline{\quad} - \underline{\quad} = \underline{\quad}$$

- 3) Use the number line below to help you get the answer for:

$$\blacksquare - 6 = \underline{\quad}$$





4) Solve the following:

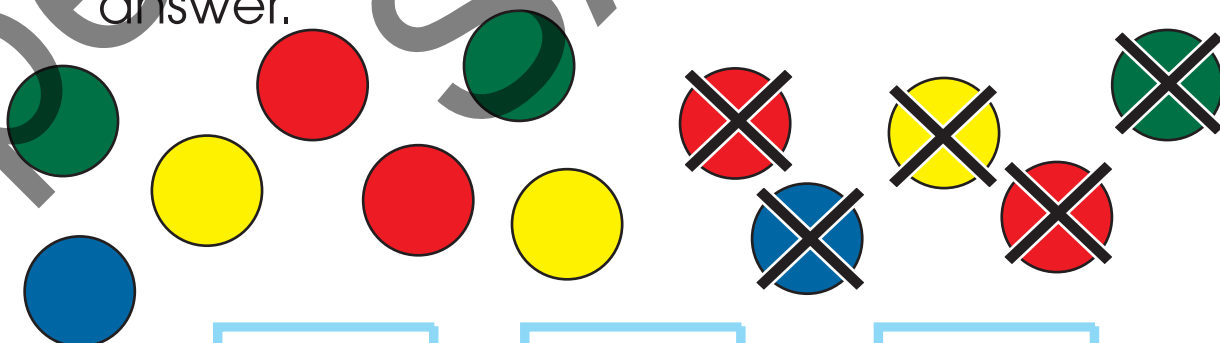
a)



Answer = _____ blocks of cheese



5) Write the numbers to complete the number statement below, then solve to find the answer.



$$\boxed{} - \boxed{} = \boxed{}$$

6) I had ten dollars. If I spent dollars for a cookie, how much money do I have left?

Answer = _____ dollars

7) Mary had . She spent \$8 for a toy. How much money does Mary have left?

Answer = \$ _____

8) What is the answer when 5 is taken away from 15?

Answer = _____



9) Complete the sum, then solve:





	7
-	

10) Daddy had 17 nails. He used  of them. How many nails does Daddy have left?



Answer = _____ nails

11) What is the answer to the question below?

	-		=	
<input type="text"/>	-	<input type="text"/>	=	<input type="text"/>

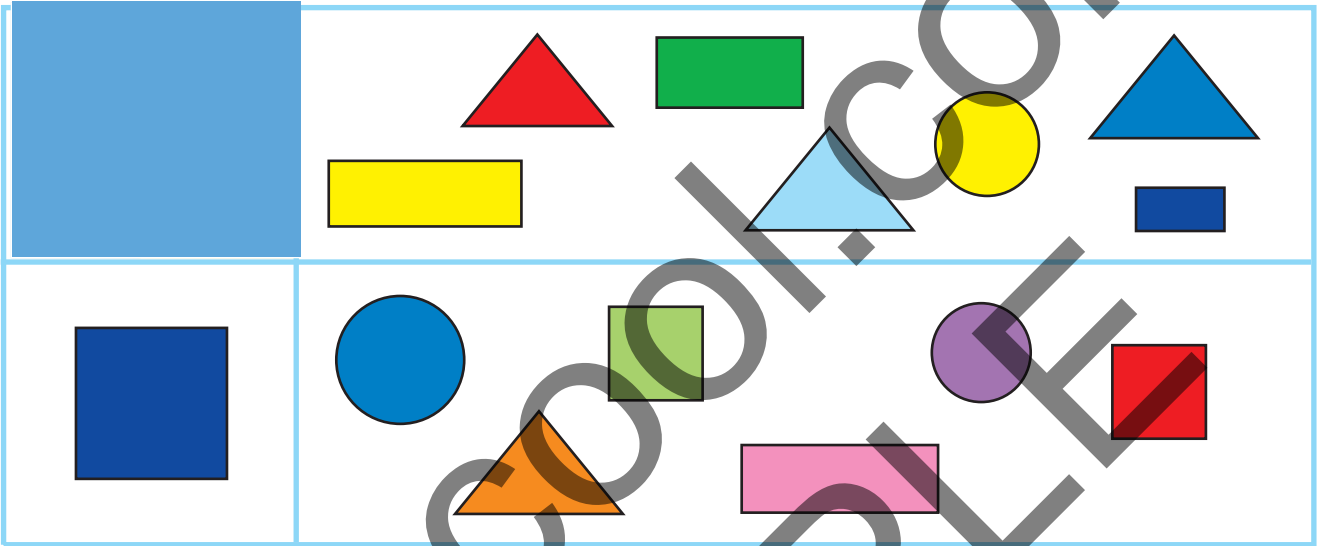
12) What is the difference between 19 and 0?

Answer = _____

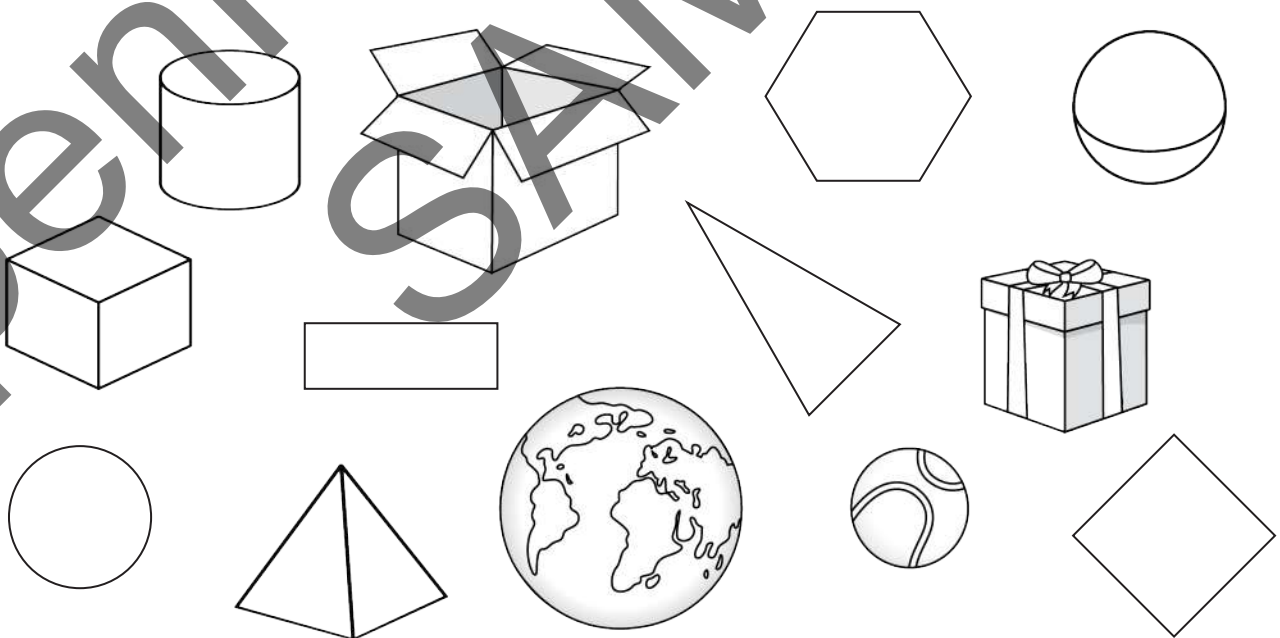


14: Geometry



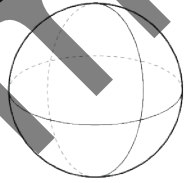
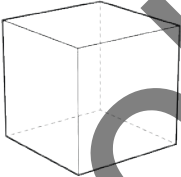


1) Circle all the shapes that are the same in each row.



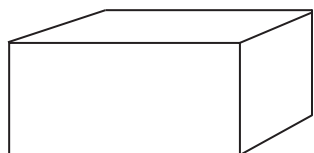
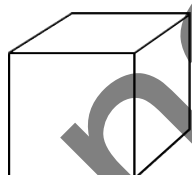
2) Colour the plane shapes blue, and colour the solid shapes red.



3) Colour the correct solid to match the properties given.

<p>6 faces 12 edges 8 corners / vertices</p>	<p>A</p> 	<p>B</p> 	<p>C</p> 
<p>1 circular face 1 rounded face 1 edge 1 vertex / corner</p>	<p>A</p> 	<p>B</p> 	<p>C</p> 


4) Match the solids to the names.



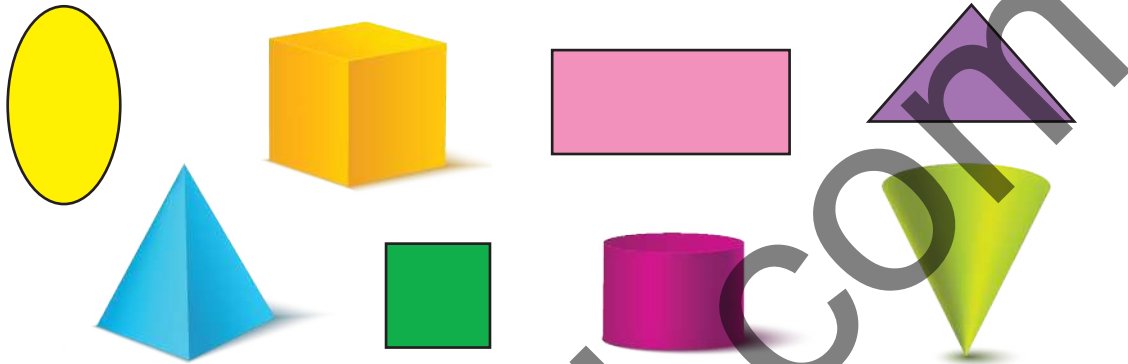
Cylinder





Cuboid





5) Circle the shape that would make a great



6) Daddy wanted to reach a very high shelf but he did not have a ladder. Which shape below could he ? Cross out the correct shape.



7) I am a shape that has 2  and one rounded face. I have  and no vertices. What am I?

I am a _____

8) Look at the model below, then complete the statements that follow.



There are _____ 

There are _____ 


There are 2 green _____

There is _____ sphere.

9) Fill in the missing shapes in the patterns below.



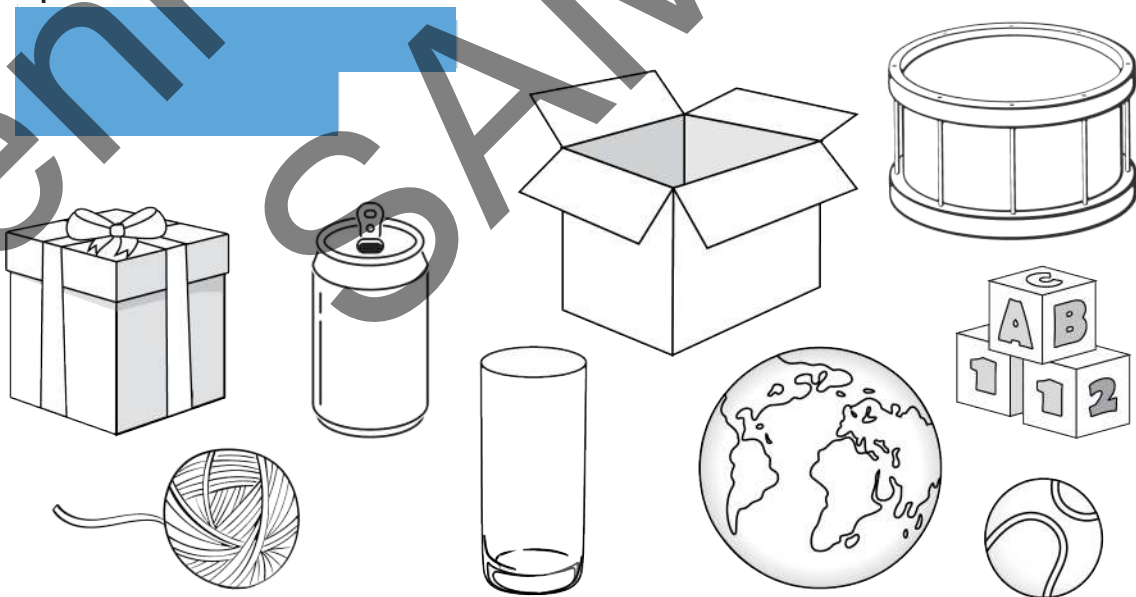
10) Which of the two patterns is incorrect?
Cross it out.



11) I can roll but I have no faces or corners.
What am I?


I am a _____.

12) Colour the picture as follows:
spheres = blue



15: Measurement

1) Circle the est one.



2) Which is the widest one? Circle it.



3) Which activities below are usually done at night-time? Circle them.



4) Which activity usually takes a time?
Circle it.




5) What is the length of the pencil below?



The length of the pencil is _____ blocks.

6) How tall is the flower?

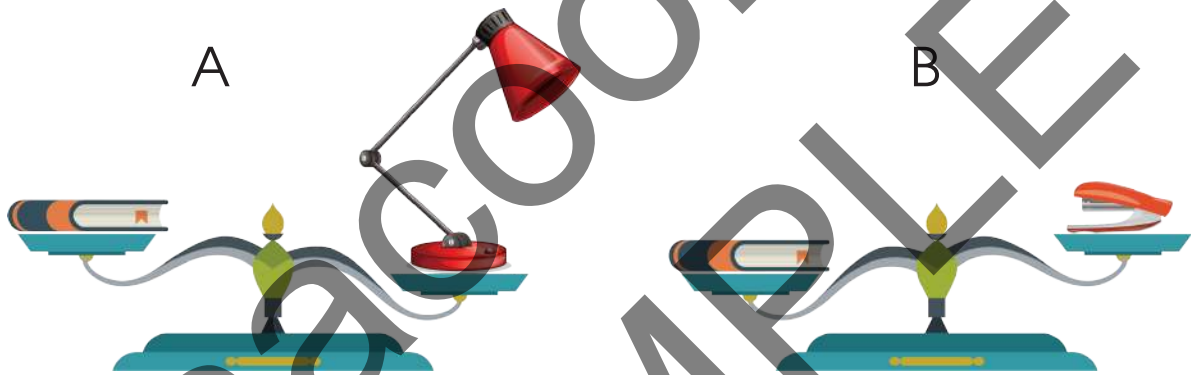


The flower is _____ blocks tall.

7) Circle the heavier one.



8) Look at the pictures below carefully, then answer the question that follows,



Which object is the ?

- a) The book b) The lamp c) The stapler

9) Write the days of the week below in the correct order. Abbreviate them so they will fit on the lines provided.



Thursday
(Thu)

Friday
(Fri)

10) The month of has 30 days.
Name two other months that also have 30 days.

_____ and _____

11) Fill the blank spaces with the names of the months that come before and after the given ones.

a) _____ _____

b) _____ January _____

12) Look at the calendar below, then answer the questions that follow.



a) If school starts on the 3rd of January, how many school days are there in January?

_____ school days

b) On what day is the 1st of February? _____

16: Statistics

Study the picture graph below, then answer the questions that follow.

Old MacDonald's Farm Animals



1) How many chickens does Old MacDonald have?

_____ chickens.

2) Which animal does he have the least number of?

3) Which three animals added together give 6 animals?

i) _____

ii) _____


iii) _____

4) If one picture of an animal was equal to 2 animals, how many cows would there be on the farm?

_____ COWS.





Go to pennacool.com
to find additional printable worksheets



Study the pictograph below, then answer the questions that follow.

How Children get to School



 =  children



1) How many children get to school by car?

2) By what mode of transport do the least number of children get to school?

3) How many more students get to school by cycle than by car?

3) Which two modes of transport, when added together, equal 20 children?

i) _____ ii) _____

4) What does it mean to get to school by foot?

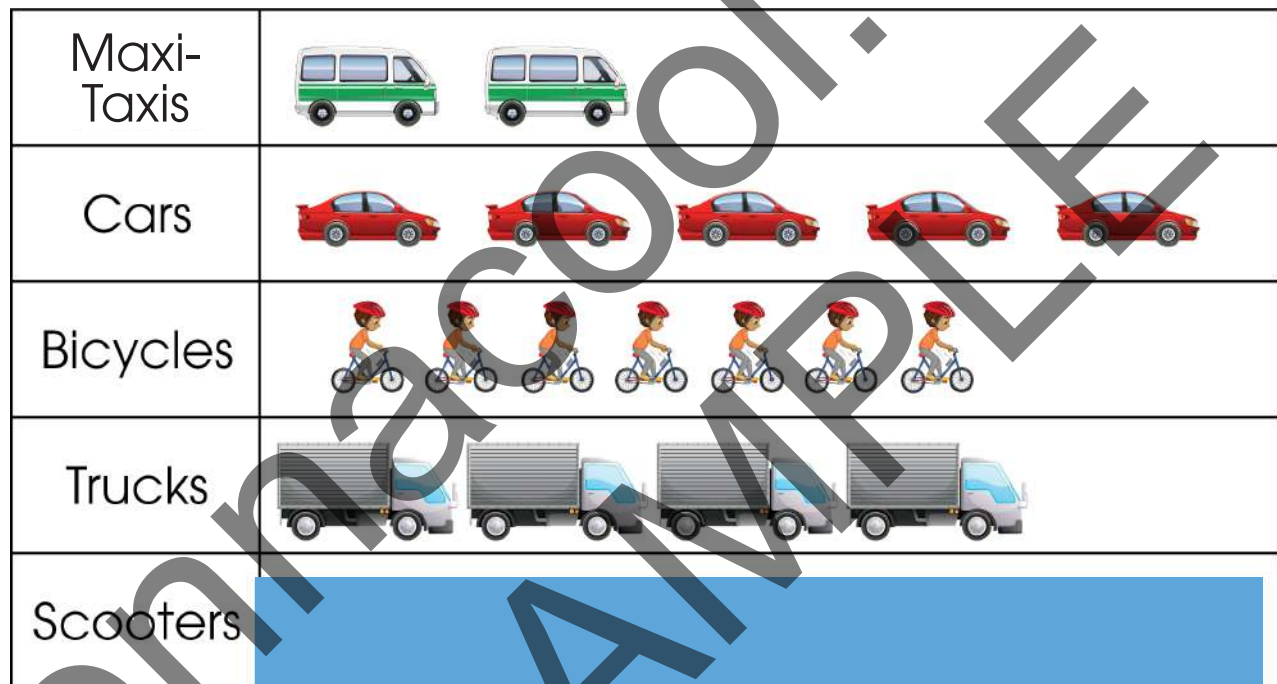
Go to pennacool.com to find bonus quizzes and games!



Study the chart below, then answer the questions that follow.

Two brothers counted the vehicles that passed by their home for one hour. The chart below shows what they saw.

Number of Vehicles



1) Which vehicle was seen the ?


2) Which vehicle was seen the ?

3) Which two vehicles, when added together, equal 12 vehicles?

i) _____ and ii) _____

4) How many more trucks than maxi-taxis were there?

5) If one picture of a scooter represented 5 scooters, how many scooters would the boys have counted?



Go to pennacool.com for a chance to



**WIN!
PRIZES**




17: Miscellaneous Exercise



1) Write the number name for the number, 


Answer = _____



2) Count how many are in each set, then write the number.



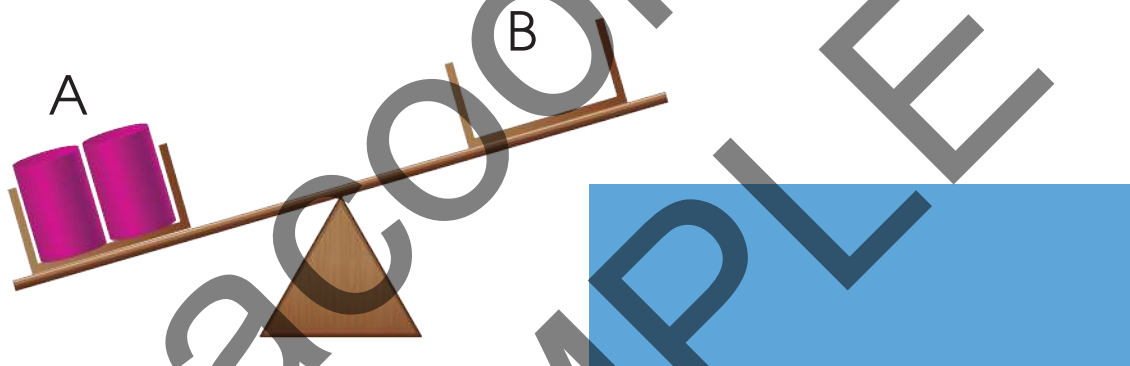
3) Write the missing numbers on the number lines below.



- 4) If  = 5 burgers, how many burgers will be represented by the following?

  = _____ burgers

- 5) Look at the picture below, then answer the questions that follow.



Draw the number of cubes needed on side B to balance the scale.

- 6) I have the money shown below in my pocket. How much money do I have in all?



Answer = _____ dollars



Miscellaneous Exercises

- 7) Mary has in her pocket. A pack of cookies is \$1. How many packs of cookies can Mary buy with her money?

Answer = _____ packs of cookies

- 8) Dan had stickers. Later, his brother gave him 4 more stickers and his friend gave him 2. How many stickers did Dan have in all?

Use the number line to help you.



Answer = _____ stickers

- 9) What is the length of the pencil below?



The pencil is _____ blocks long.

10) Mike had sweets. He ate 3, then later his mummy gave him 6 more sweets. How many sweets did Mike have left?

Use the number line to help you.



Answer = _____ sweets

11) Mummy had 10 mangoes. She gave to her sister and to her friend. How many mangoes did Mummy have left?

Answer = _____ mangoes

12) My birthday is in the month of the year. What month is my birthday?

Answer = _____



Go to pennacool.com and complete the online exercises! Follow the steps at the start of the book



Language Arts



1 a: Am, Is and Are

Use **am**, **is** or **are** to complete each sentence below.

- 1) I _____ the prettiest girl in the world.
- 2) _____ cooking lunch for us.
- 3) It _____ a sunny day.
- 4) Mary and Camille _____ best friends.
- 5) The _____ playing in the field.
- 6) Snake and Inky _____ looking for Bee.
- 7) I _____ going to the supermarket.
- 8) He _____ a very tall boy.
- 9) It _____ my dog. It _____ black and white.
- 10) That boy _____ my friend. He _____ very kind.
- 11) Why _____ crying?
- 12) _____ playing with their dolls.

1 b: Am, Is, Are

Use **am**, **is** or **are** to complete each sentence below.

- 1) _____ out of the bag.
- 2) She _____ my best friend.
- 3) _____ writing on the board.
- 4) I _____ playing with my dog.
- 5) _____ on my arm.

There is an error underlined in each sentence below. Write the correct answer on the line.

- 6) _____ are baking cookies for me. _____
- 7) _____ am a banana on the table. _____
- 8) Those boys is running in the yard. _____
- 9) _____ going to the doctor. _____
- 10) _____ is not eating your lunch. _____
- 11) It am making a lot of noise. _____
- 12) _____ are not angry with you. _____



2 a: Was and Were



Use **was** or **were** to complete each of the following sentences.

- 1) _____ a fireman before he became a teacher.
- 2) _____ as white as snow when they saw the lion.
- 3) I _____ next to the door when it slammed shut.
- 4) Mummy and she _____ eating salads for lunch.
- 5) _____ buzzing loudly when we passed by.
- 6) _____ talking very loudly during the movie.
- 7) _____ a good friend to her when she needed you.
- 8) _____ an excellent day for a trip to the beach.

- 9) _____ there when the fight took place?
- 10) Our very first Prime Minister _____ Dr. Eric Williams.
- 11) _____ not pleased about the missing money.
- 12) _____ the best reader in my class.

2 b: Was and Were

Use **was** or **were** to complete each of the following sentences.

- 1) We _____ just about to have dinner when she called.
- 2) _____ swimming in the pool.
- 3) That test _____ very easy.
- 4) _____ the doctors who we saw at the hospital.
- 5) _____ under the table.

Was and Were Exercises

There is an error underlined in each sentence below. Write the correct answer on the line.

6) Why _____ crying so much? _____

7) _____ playing with your friends when the bell rang. _____

8) _____ the best cake I had ever tasted.


9) She and I was at home during the storm.

10) The monkeys was howling loudly at feeding time.

11) _____ not prepared for the test so he failed.

12) _____ all parked in a line along the street.

Go to pennacool.com to find bonus quizzes and games!



3 a: Present Habitual Tense

Underline the correct word from the brackets, to complete each sentence.

- 1 I (eat / eats) eggs for breakfast every day.
- 2 (take / takes) the bus to work all the time.
- 3 Mummy (wash / washes) the bed sheets every weekend.
- 4 (run / runs) around the Savannah on evenings.
- 5 We (brush / brushes) our teeth at night before going to bed.
- 6 (bake / bakes) cookies for Santa every Christmas.
- 7 I (study / studies) every day for two hours.
- 8 (scratch / scratches) its ears all the time.
- 9 He (clean / cleans) his room on weekends.

Present Habitual Tense

Choose the correct word from the brackets, then write it on the blank space.

- 10) _____ the piano really well.
(play / plays)
- 11) The students _____ their reading books every morning. (read / reads)
- 12) Shanna _____ pictures for her friends all the time. (draw / draws)

3 b: Present Habitual Tense

Choose the correct word from the brackets, then write it on the blank space.

- 1) The dogs _____ at everyone all the time.
(bark / barks)
- 2) _____ always _____ our hair on mornings.
(comb / combs)
- 3) _____ himself to work every morning. (drive / drives)

4) _____ really smoothly. (write / writes)

5) My head _____ every time rain falls. (hurt / hurts)

There is an error underlined in each sentence below. Write the correct answer on the line.

6) _____ really quickly so I cannot understand what you are saying. _____

7) Aunt Joanne always send us pictures of her delicious cakes and cookies. _____

8) _____ lots of water every day. _____

9) June laugh very loudly all the time. _____

10) _____ like a human being. _____

11) Kane dance really well. _____

12) _____ his iPad every night before going to bed. _____

4 a: Future Tense

Use **will** to make the sentence into the future tense.

- 1) She _____ play in the concert next Saturday.
- 2) I _____ go to the store later.
- 3) Mary and Jane _____ finish their project by Thursday.
- 4) That is my dog. It _____ go to the vet on Saturday.
- 5) We _____ put up the Christmas tree next weekend.
- 6) You _____ write the letter to your aunt tonight.
- 7) Daddy _____ fix the car on Friday.
- 8) When _____ my gift arrive?
- 9) The children _____ eat cookies before dinner.

10) Mary, Tom and Anna _____ work together in a group.

11) How many friends _____ you invite to your party?

12) I _____ wash the mat in a few minutes.

4 b: Future Tense

Rewrite the sentences below to make them into the future tense.

e.g. *The boy eats cookies for breakfast.*
*The boy **will eat** cookies for breakfast.*

1) We play football during the lunch break.

2)

Future Tense

3) Mummy bakes lots of fruit cakes for Christmas.

4) _____.

5) I run around the yard tonight.

6) _____ car to work on mornings.

7) You _____, at eight o'clock.



8) At school, _____ every day.

9) Miss Jane _____ every morning.

10) Our grandparents _____ Divali.

11) The doctor checks his patients every Tuesday morning.

12) We sleep _____ the stars.

5 a: Has and Have

Use **has** or **have** to complete each sentence below.

- 1) _____ a problem.
- 2) We _____ a beautiful, new car.
- 3) I _____ to go to the store to get flour.
- 4) My dog _____ a new collar around its neck.
- 5) _____ to train hard so that they can do their job.
- 6) _____ completed all the tasks.
- 7) _____ new dresses for the party.
- 8) He _____ to get paper for his craft.
- 9) You _____ to see the new movie.
- 10) _____ no more chores to do.
- 11) _____ she got a pencil to write her work?
- 12) _____

5 b: Has and Have

Use **has** or **have** to complete each sentence below.

- 1) _____ to be so loud?
- 2) _____ to go shopping.
- 3) It _____ to be Akil who ate the cake.
- 4) _____ two crazy dogs, Max and Socks.
- 5) _____ to go with us on the field trip.

There is an error underlined in each sentence below. Write the correct answer on the line.

- 6) _____ you been all this time? _____
- 7) _____ for school already. _____
- 8) _____ in my piggy bank. _____
- 9) The children has a lot of home work to do.

- 10) Sir tells us that we has to read more. _____


Has and Have

1) _____ a very loud engine.

12) Who have the television remote?



Go to pennacool.com
to find additional printable worksheets



6 a: Do and Does

Use **do** or **does** to complete each sentence below.

- 1) _____ not know what to do.
- 2) _____ _____ chores before we eat dinner.
- 3) _____ a lot of reading every day.
- 4) _____ _____ own gardening at home.
- 5) The policeman _____ not wear his uniform every day.
- 6) How _____ you know what to do?
- 7) The dog is tame. It _____ not bite anyone.
- 8) I _____ a lot of baking for Christmas.

9) _____ charitable work for the poor
in _____ village.

10) When _____ have to go to the doctor?

11) _____ a little wiggle when
shedding _____ skin.

12) She and I _____ our nails by ourselves.

6 b: Do and Does

Use **do** or **does** to complete each sentence below.

1) It _____ not matter the time. You still
have to go.

2) _____

3) We _____ our grocery shopping at Massy
Stores.

4) _____

5) _____ see the lizard on the wall?

There is an error underlined in each sentence below.
Write the correct answer on the line.

6) _____ the mall every Saturday.

7) _____ seem to be working as it should.

8) Mary and Jane always does well in Spelling.

9) When do he get the time to do all of that?

10) _____ have to bring our project?

11) Our _____ not look shiny anymore.

12) The man always do stunts on his motorbike.

7: Capital Letters

Rewrite each sentence and put capital letters where they are needed.

1) brandon is my best friend.

2)

[Redacted]

3) That boy goes to the orange hill school.

4)

[Redacted]

5)

[Redacted]

6) My friend, lisa, is very pretty.

7) _____ december.

8) I live in trinidad and tobago.

9) _____

10) They are my best friends and they live on green Street.

11) mummy is a really great cook.

12) aron and Amari will have a play date on friday.

8: Full Stops (.) and Question Marks (?)

Write a full stop (.) or question mark (?) at the end of each sentence.

- 1) _____ know so much about snakes ____
- 2) _____ batch of cookies for the bake sale ____
- 3) Is it possible to eat so many sweets in a minute ____
- 4) _____ going to do your home work ____
- 5) Miss is always telling us funny stories ____
- 6) _____ the twinkling stars in the sky ____

There is an error at the end of each sentence.
Write its correction on the line.

- 7) _____
- 8) There are marbles all over the floor? ____
- 9) _____
- 10) We do not know if it is ready or not? ____
- 11) _____
- 12) Have you seen the news today. ____

9: Grammar Exercise 1

A Use **am**, **is** or **are** to fill each blank space.

- 1) _____ very sleepy.
- 2) The children _____ in their classroom.
- 3) _____ okay?
- 4) We _____ joining the team.



B Use **has** or **have** to fill the blank space in each sentence.

- 5) _____ no more candy.
- 6) It _____ to be our car in the picture.
- 7) She _____ to make cakes for the party.

C Underline the correct word, in the brackets, to complete each sentence below.

- 8) The _____ (was, were) by the cafe.
- 9) It (was, were) in the tree.

Grammar Exercise 1

D Look at each picture in the sentence, then write the word to match the picture.

10) At the store, mummy got me a


of coloured _____

for school.



11) Anna ate her _____

while Ben ate a _____.



E Circle the word in the brackets that means the same as the underlined word.

12) The tiny ant bites very hard. (_____)

13) Our teacher is very pretty. (beautiful, ugly)



F Circle the word in the brackets that means the opposite of the underlined word.

14) That dress is too long. ()

15) Cherries are often very sour. (sweet, bitter)

G Put in full stops (.) or question marks (?) at the end of each sentence.

16) _____

17) We will be leaving soon _____

18) Are you going with us _____

H Underline the word in each sentence that needs a capital letter. Write the correct word on the line.

19) we have a lot of work to do. _____

20) My friend's name is _____.

Go to pennacool.com and complete the online exercises! Follow the steps at the start of the book



10: Grammar Exercise 2

A Use **am**, **is** or **are** to fill each blank space.

- 1) _____ driving his car.
- 2) My _____ barking loudly.
- 3) _____ they going to school?
- 4) I _____ very happy to be here.

B Use **was** or **were** to fill the blank space in each sentence.

- 5) It _____ a very hot day.
- 6) _____
- 7) She _____ next to me during the party.

C Underline the correct word, in the brackets, to complete each sentence below.

- 8) They _____ nowhere to go.
- 9) It (has, have) a black and white tail.

D Look at each picture, then write a sentence telling what is happening in it.

10)



11)



E Write a word, on the line, that means the as the underlined word.

12) Jane is happy about her gift. _____

13) I got a large gift for Christmas. _____

Grammar Exercise 2

F Write a word, on the line, that means the opposite of the underlined word.

14) The tall mountain had a snow cap. _____

15) Chris is a _____ child. _____

G Put in full stops (.) or question marks (?) at the end of each sentence.

16) May I please borrow a pencil _____

17) _____

18) What time is it _____


H Underline the word in each sentence that needs a _____ Write the correct word on the line.

19) Marc's birthday is in january. _____

20) I live on green Street. _____



Go to pennacool.com to find bonus quizzes and games!



11: Grammar Exercise 3

A Underline the correct word from the brackets.

- 1) We (am is are) on the team.
- 2) (am is are) my hero.
- 3) (am is are) very nice.
- 4) It (am is are) a rainy day today.

B Use **was** or **were** to fill the blank space in each sentence.


- 5) I _____ not feeling well.
- 6) _____ helping us with our project.
- 7) He _____ waiting for me.

C Underline the correct word, in the brackets, to complete each sentence below.

- 8) The girls () snacks in their bags.
- 9) (has, have) to always try our best.

Grammar Exercise 3

D Look at each picture, then write a sentence telling what is happening in it.



11)



E Write a word, on the line, that means the same as the underlined word.

12) _____ . _____

13) That car goes really fast. _____

F Write a word, on the line, that means the _____ of the underlined word.

14) The turtle is a very fast animal. _____

15) He was near to the edge of the river.

G Put in full stops (.) or question marks (?) at the end of each sentence.

16) _____

17) _____

18) Who is your teacher _____

H Underline the word in each sentence that needs a capital letter. Write the correct word on the line.

19) bubbles, my dog, likes to play in the dirt.

20) I _____ .

12: Grammar Exercise 4

A Underline the correct word from the brackets.

- 1) (am is are) by the table.
- 2) (am is are) the best teacher.
- 3) She and I (am is are) going out later tonight.
- 4) (Am Is Are) they going to the beach as well?

B Use was or were to fill the blank space in each sentence.

- 5) Maya and I _____ happy about our grades.
- 6) She _____ eating a chocolate ice-cream.
- 7) _____ not looking at the movie.

C Underline the correct word, in the brackets, to complete each sentence below.

- 8) (has, have) to make a dish for the picnic.
- 9) We (has, have) not seen her as yet.

D Look at each picture, then write a sentence telling what is happening in it.

10)



E Write a word, on the line, that means the same as the underlined word.

12) Ants are very small animals. _____

13) The mountain is huge. _____

F Write a word, on the line, that means the opposite of the underlined word.

14) The turtle is a very fast animal. _____

15) He lives _____ the river. _____

G Put in full stops (.) or question marks (?) at the end of each sentence.

16) Let us go to the concert together _____

17) _____

18) What is your favourite colour _____

H Underline the word in each sentence that needs a capital letter. Write the correct word on the line.

19) _____ . _____

20) Our capital city is port of Spain.

13: Grammar Exercise 5

A Use the correct word from the box to fill the blank space in each sentence.

am is are

- 1) _____ combing my hair.
- 2) I _____ not going to sleep now.
- 3) _____ always on time.
- 4) My dog likes to play. It _____ very friendly.

B Use **was** or **were** to fill the blank space in each sentence.

- 5) _____ sad when her watch broke.
- 6) Our cousins _____ doing home work.
- 7) _____ waiting for _____ driver.

Grammar Exercise 5

C Underline the correct word, in the brackets, to complete each sentence below.

8) The students () work to do.

9) We () the new book, Diary of a Wimpy Kid.

D Write the word, represented by the pictures to complete each sentence.

10) The girl looked at herself in the



11) We found the biggest

in the store.



E Circle the word in brackets that means the same as the underlined word.

12) The water was very (). (hot, chilly)

13) They are very (). (nice, rude)

F Write a word, on the line, that means the opposite of the underlined word.

14) That dress is too small. _____

15) The store was closed last Sunday. _____

G Put in full stops (.) or question marks (?) at the end of each sentence.

16) Is that your bag _____

17) _____

18) The cute dog has a pink nose _____


H Underline the word in each sentence that needs a capital letter. Write the correct word on the line.

19) he is very handsome. _____

20) The first month of the year is january



Go to pennacool.com to find bonus quizzes and games!





14: Comprehension

Exercise 1

- A** Read the passage below, then answer the questions that follow.

My Friend, Tickles



I have a friend named Tickles. Tickles is very small. He has grey fur. Tickles has two round ears and a small, black nose. Tickles has a long tail and he loves cheese. Tickles is afraid of cats and lives in a hole. Tickles likes to play and run around the kitchen at night when everyone is asleep. Do you know what kind of animal Tickles might be?

1) What is the story all about?

2) Write one word that tells about my friend's .


3) What colour is his fur?

4) ?

5) What kind of animal ?



Go to pennacool.com
to find additional printable worksheets



Comprehension Exercise 1

- B** Read the poem below, then answer the questions that follow.

Jack and Jill

Jack and Jill,
Went up the hill,
To fetch a pail of water.
Jack fell down
And broke his crown,
Then Jill came tumbling after.



1) Who went up the hill?

2) Why did they ?

3) Who fell first?

4) Why do you think ?

5) Jack fell and broke his crown. What do you think his crown is?

Comprehension Exercise 1

C Graphic Representation



Study the picture then answer the questions below.



1) What is the name of the book?

2) Who wrote the book?

3) What is the book all about?

4) Circle the part of the book where the picture can be found.

At the front In the middle At the back

15: Comprehension Exercise 2



A Read the passage below, then answer the questions that follow.



Ants

Ants are very small insects. They can be brown, or even . Ants often walk in a long line. Sometimes, ants can get on your nerves when they arms or legs.

Ants always work together as a team.



- 1) What is the passage all about? _____
- 2) Write one thing that you learnt about Ants, from the passage.


- 3) What colours can ants be?

- 4) When can ants make you angry?

- 5) Write a word from the passage that is the opposite of _____

Comprehension Exercise 2

- B** Read the poem below, then answer the questions that follow.



Lucky Worm

By Lenore Hetrick



Got to brush my teeth again!
Got to comb my hair!
Got to clean my fingernails
With the proper care.
Know what I would like to be?
I'd like to be a worm!
Nothing to do the whole day long
But lie in the sun and squirm.



1) What is the poet's name?

2) Name 2 things that the poet got to do.

i) _____

ii) _____

3) What does the poet _____? Say why.

4) The word squirm means the same as:

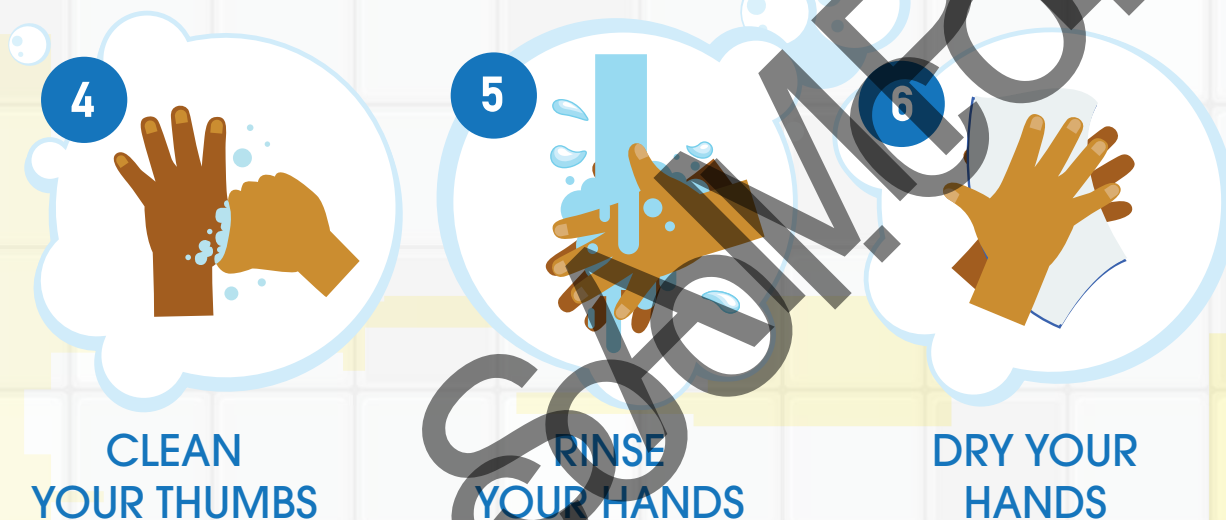
Go to pennacool.com and complete the online exercises! Follow the steps at the start of the book



Comprehension Exercise 2

C Graphic Representation

Look at the picture below, then answer the questions that follow.



1) What is the sign showing you?

2) Why is this sign important?

3) Name two places where you might see this sign.

i) _____

ii) _____

4) Put the steps below in the correct order.

a) _____

b) _____

c) Dry your hands.

d) Rinse your hands.



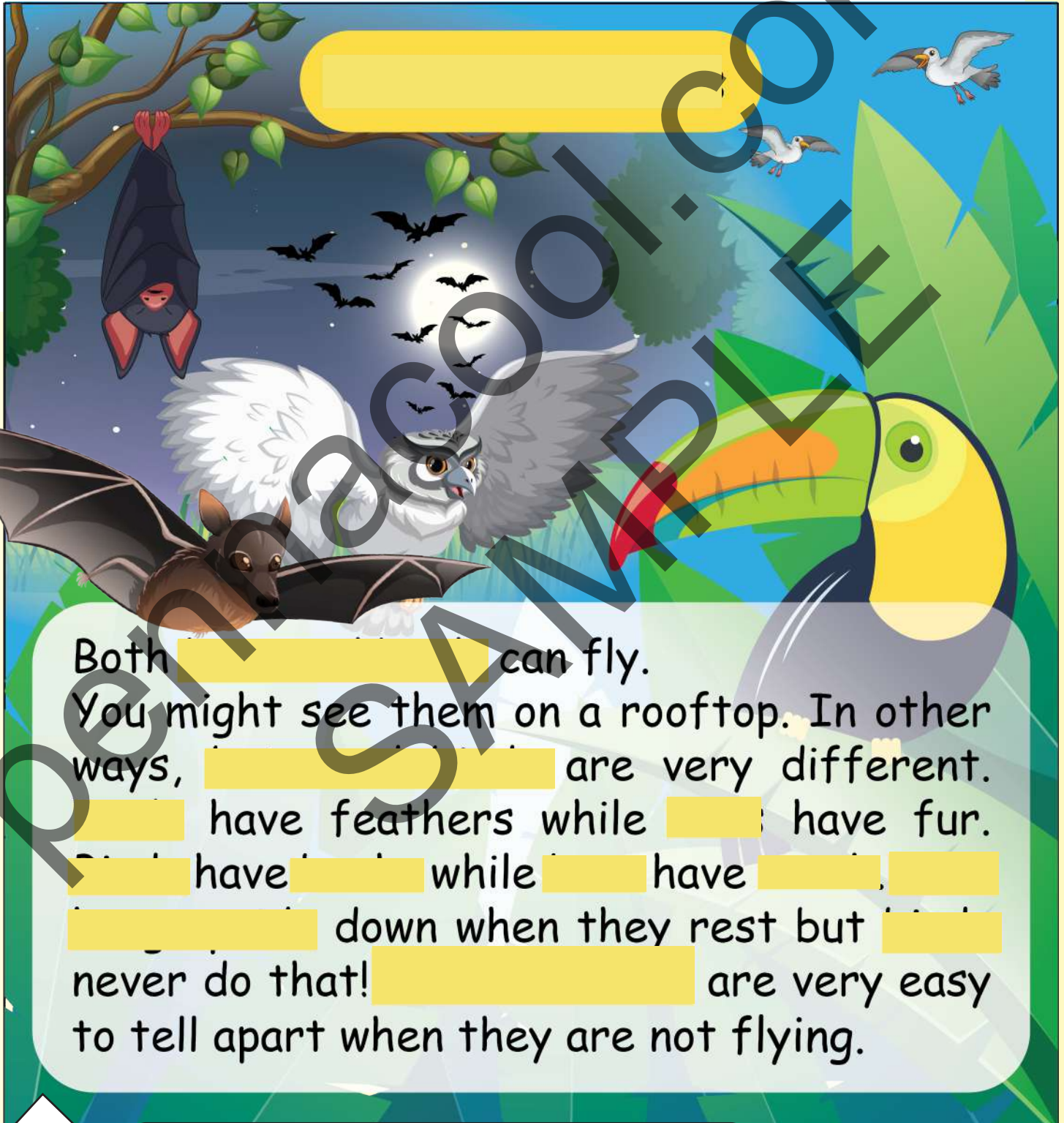
Go to pennacool.com to find bonus quizzes and games!



16: Comprehension

Exercise 3

A Read the passage below, then answer the questions that follow.



Both _____ can fly.

You might see them on a rooftop. In other ways, _____ are very different.

_____ have feathers while _____ have fur.

_____ have _____ while _____ have _____.

_____ down when they rest but _____

never do that! _____ are very easy

to tell apart when they are not flying.

1) The main idea of the passage is:

a) Bats and Birds can fly.

b) The differences between bats and birds.

Put a tick (✓) next to the correct answer above.

2) Name _____ between bats and birds.

3) Which animal has _____

4) Mummy saw an animal flying around the light one night. Which did she see?

Underline the answer: A bird A bat

Go to pennacool.com
for a chance to



WIN!
PRIZES



Comprehension Exercise 3

B Read the poem below, then answer the questions that follow.

My Pet

I call my pet Bear,
He sometimes licks me on my ear.
He does "zoomies" when he is happy,
And becomes just like a puppy.
Bear is my best friend,
With him, all my time, I spend.

- Wendy Lutchmansingh

Draw a picture of Bear here and **Colour** it



1) a) What kind of animal _____ ?

b) Which word, from the poem, gave you your answer above?

2) Name two ways in which the poet knows when _____

i) _____

ii) _____

3) Do you think the poet _____ Bear? How do you know?

4) This poem made me feel:

sadness joy

Comprehension Exercise 3

C Graphic Representation

Study the picture below, then answer the questions that follow.



1) What is the picture showing?

2) Which is the month of the year?

3) Which is the month of the year?

4) Which is the month of ?

5) How many months are there in the year?

6) Mother's Day is in the 5th month of the year.
What month is Mother's Day?

Go to pennacool.com and complete the online exercises! Follow the steps at the start of the book



17: Comprehension Exercise 4

A Read the passage below, then answer the questions that follow.

Bears



There are many kinds of bears. Some bears live in warm places, like sun bears. Some bears live in cold places, like polar bears. Bears are different colours too. They can be white, brown or black. Bears have long or noses. They have claws and fur. Baby bears are called cubs. Bears or hibernate during winter.

1) Do all bears live in _____ places? Yes No

2) How are sun bears and polar bears different?

3) Hibernate means the same as _____.

4) A _____ is called a _____.

5) Another word for nose, in the passage, is

Comprehension Exercise 4

- B** Read the poem below, then answer the questions that follow.

BLUE

One, two, what's
my favourite hue?
Like the sky or the
sea, My favourite
hue is blue, blue,
BLUE!

I love the colour
blue, any shade
will do. I painted
my house blue,
And even my car
too. One, two, my
favourite hue is
blue, blue, BLUE!

- Wendy Lutchmansingh



1) What is the poet's _____ ?

2) Name two things, in the poem, that are _____ .

i) _____

ii) _____

3) What is another word that means the same as hue?

4) _____



Go to pennacool.com and complete the online exercises! Follow the steps at the start of the book and have fun!

Comprehension Exercises 3

C Graphic Representation

Study the picture below then answer the questions that follow

FOR KIDS 3-6

Virtual Story Time

JOIN US FOR ONE HOUR EVERY WEEK FOR BOOK READINGS AND ACTIVITIES

1) _____ ?


2) On what day is the event taking place?

3) _____ .

4) What is the cost of taking part in the event?

5) Who do you think will have lots of fun at this event?

Go to pennacool.com to find bonus quizzes and games!



18: Miscellaneous Exercise

A Grammar

Choose and underline the correct word in brackets to complete each sentence.



- 1) The ladies () going shopping at the mall.
- 2) (do, does) lots of cleaning for Divali.

B Spelling

Circle the word that is incorrect. Write the correction on the line.

3) _____.

- 4) There was a package for my modder on the porch.

C Capital Letters and Punctuation

Use capital letters, full stops or question marks where needed.

5) mummy and i went to collect the order together. _____

6) _____

D Vocabulary

Write a word that means the same as the underlined word.

7) _____


Write a word that is the _____ of the underlined word.

8) The bucket was light but the bowl was not.

Miscellaneous Exercise

E Comprehension

Study the picture, then read the sentences and answer the questions that follow.



One morning, Sam awoke with a pain in his ear. He cried as he told his mom about the pain. Sam's mom took him to their family doctor, Doctor Lainey. She quickly look inside Sam's ear. He was scared so he began to cry and shake. Doctor Lainey gave Sam a lollipop to help him relax a bit.

9) What was wrong with Sam?

10) Write a word that is opposite in meaning to the word

11) Why do you think Doctor Lainey ?

Go to pennacool.com
for a chance to



WIN!
PRIZES



Miscellaneous Exercise

F Poetry / Rhyme

Read the rhyme below, then answer the questions that follow.

I Have A Little

I have a little
His name is Tiny Tim,
I put him in the bathtub,
To see if he would swim.
He drank up all the water,
And gobbled up the soap!
And when he tried to tal
He had a bubble in his thro

12) What is the

13) Write two rhyming words from the poem.

i) _____ ii) _____

14) Why do you think was put into the bathtub? _____

G Graphic Representation



Study the poster, then answer the questions.

15) What is the poster telling you about?

16) Who do you _____? Say why you think so.
