

pennacool

CURRICULUM
- ALIGNED

Leaders in Online Education

Infant 2

Social Studies & VCCE

Values • Character • Citizenship • Education

SAMPLE



7 22140 00511 9

Name: _____

Teacher: _____

School: _____

Bonus Offer Online

This book gives you access to additional Social Studies and Values, Character, Citizenship Education (V.C.C.E.) videos, quizzes, games and prizes on pennacool.com.

Log onto pennacool.com and click on “Workbooks” to learn more!

Bonus Points Code:



Author: Beverly-Ann Mitchell & Suzette Phillips

Design: Studio Curio

The contents of this book are protected by copyright laws, and any unauthorized reproduction or distribution is strictly prohibited.

© **Copyright 2024 pennacool.com, All rights reserved.**



Table of Contents

Social Studies

1. Mapping My Immediate World.....	4
2. Transportation and Getting Around	14
3. The Places I Go	20
4. The Heroes in My Life	28
5. The Things I Eat	33
6. The Country I Love	44
7. The Celebrations I Love	56
8. The Weather Around Me	62

VCCE

1. Trustworthiness	69
2. Fairness	76
3. Respect	83
4. Caring.....	89
5. Responsibility	97
6. Citizenship	102

A Note to Parents & Teachers

At pennacool.com, we strive to motivate students by making learning fun, exciting and rewarding. We produce high-quality content by partnering with teachers and graphic designers to create online and printed content for all primary school students — ensuring no child is left behind.

Key Features

Two Subjects, One Book (Social Studies + V.C.C.E)

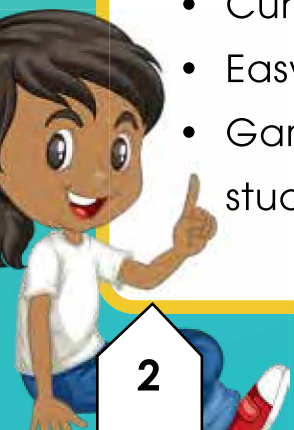
- Lighter load for students' bookbags
- More affordable for parents
- More convenient for teachers

Website Integration

- Additional online videos, quizzes, and games available to students and teachers
- Gain points for a chance to win great prizes

Presentation

- Curriculum-aligned content
- Easy-to-read font
- Gamified content, eye-catching and visually appealing to students



Throughout this book you may see the following icons. Here's what they mean:

BONUS CONTENT



Online content that can be found on pennacool.com, like videos, quizzes and games. Teachers can also find printable worksheets that can be used in class. Follow the steps below to find the content as they appear in the book.

pennacool.com → Workbooks → SS VCCE Inf 2 Workbook → Bonus Content

This icon represents a project that can be done.



PROJECT

RESEARCH IT!



This icon lets you know that this activity requires you to do some research.

FUN FACT!




This icon indicates additional interesting information relating to the topic.

I. Mapping My Immediate World

Using a Compass

Which direction should we go? We use a compass to tell us which direction is north, south, east and west.

A. Complete the compass using the words from the word bank below.



WORD BANK


B. Using the compass below, write the correct direction for the buildings shown.



Supermarket



Movie
Towne



Church



School

1. The is located in the _____.
2. The is located in the _____.
3. The supermarket is located in the _____.
4. The is located in the _____.

WORD SEARCH

Find the following words in the word search!

W	O	X	H	V	B	W	C	W	K	S	I
V	J	Y	C	T	W	I	O	E	U	O	D
V	A	Q	C	O	X	O	M	S	D	U	M
U	Q	N	O	R	T	H	P	T	R	T	J
K	B	O	H	K	X	W	A	D	P	H	O
Z	U	U	K	Q	L	V	S	O	C	N	Q
S	A	B	L	I	N	S	S	P	H	S	M
E	A	S	T	H	B	T	W	Z	I	D	L

Find the following words in the puzzle.
Words are hidden → and ↓.



COMPASS
EAST

NORTH
SOUTH

WEST

Mapping Your School Zone

In the space below, draw a map of your school zone. Remember to stand facing north when you are planning your drawing, and include a compass in your map.



1. What is to the  of your school?


2. What is to the **south** of your school?

Where's my home?

Now that you know where your school is, in what direction is your home? Is it to the north, south, east or west of your school?



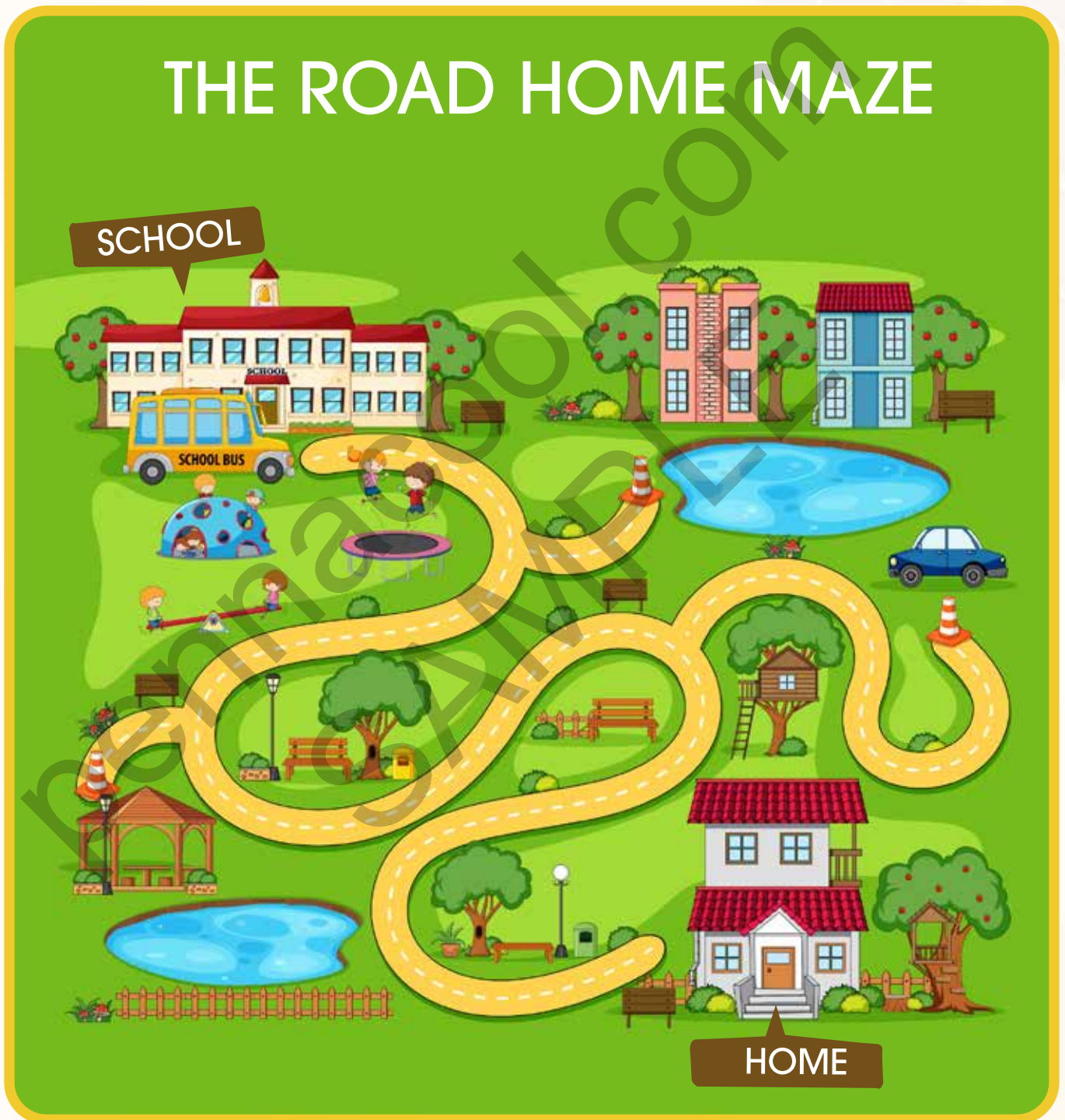
Draw your home in the correct direction.



School

How quickly can you get [] from school to her home? Complete the maze to see.

THE ROAD HOME MAZE




'Near To' and 'Far From'

Look at the pictures below. Circle the pictures that have people who are near to each other.



Circle the object that is near to the child.



In the real world, look for objects that are **near to** and **far from** you.

Emergency Precautions

Evacuate the Building

In case of an emergency, it is always important to know where to go and how to do it safely.

With your teacher's guidance, practice the evacuation route for your school if there is an emergency.

1. What sound will you hear if you must evacuate?

2. Where is the that you will evacuate to?



Colour the  in their safety vest.



2. Transportation and Getting Around

The means by which we move people or goods around is known as **transportation**.

To get from home to school you take a particular type of transportation.

What did you use to get from home to school today?

We use different forms of transportation depending on where we are going.

There are **three** main types of transportation.



Air

A. Below each picture, write the type of transportation shown.



1. _____


2. _____



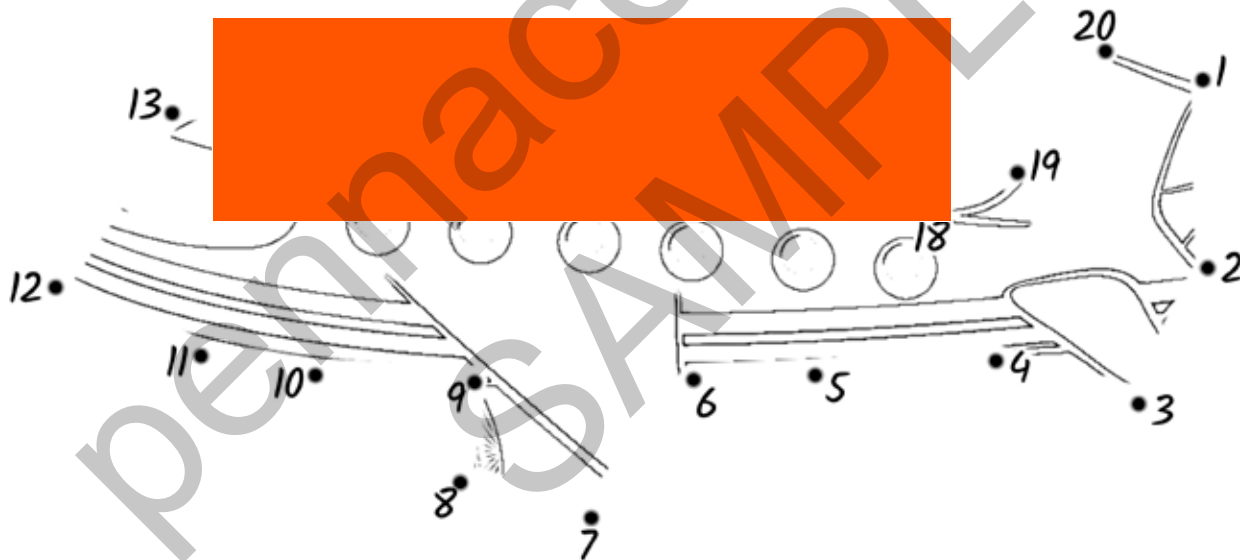
3. _____

4. _____


B. Complete the sentence below.

 is going to visit her aunt in Jamaica. She will use an _____ to get there.

Connect the dots to reveal Lael's mode of transport.



Colour the picture of the  below.



Road Safety

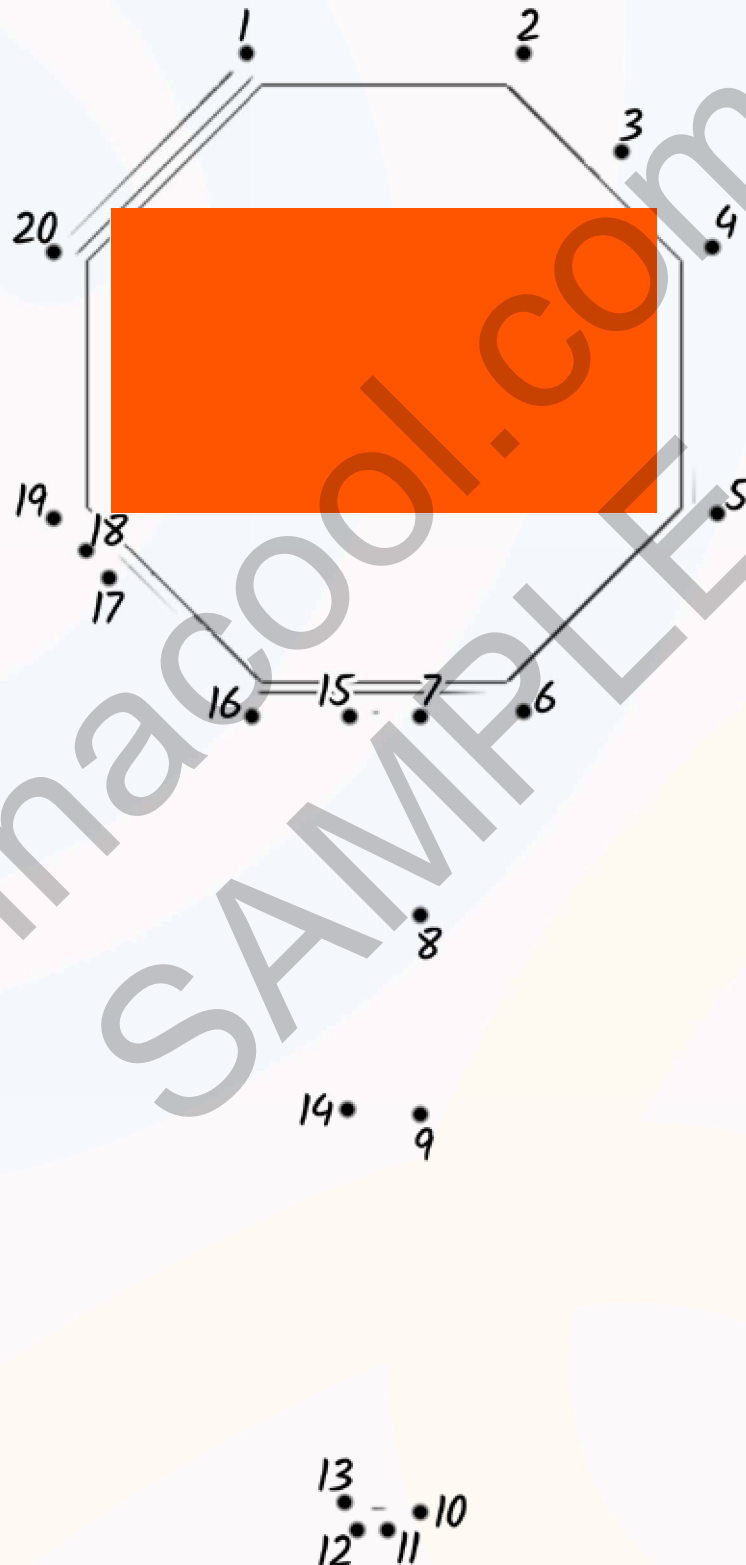
Practising safety when using and waiting for various

Circle the dos and cross out the don'ts of road safety.



Can you think of any other road safety tips?

Connect the dots to see what road sign is important



3. The Places I Go

Landmarks in My Community

A **landmark** is something special and easy to remember. It can be a really big mountain, or anything that helps you remember where you are.

Can you name four (4) landmarks in your community? Write them in the boxes below.

1. _____

2. _____

3. _____

4. _____

Curious Jada


Jada loves to learn new things. She wants to know more about the landmarks in your community.

What are two ways she can learn more about these landmarks?

1. _____

2. _____

Colour the picture of Jada





Now that Jada knows how to find more information, help her find out the importance of three landmarks in



Landmark 1:

Landmark 2:


Landmark 3:

Towns Versus Villages

A is a place where many people live near each other. There are usually many businesses and government buildings.

On the other hand, a is a place where fewer people live next to one another. There may be small groceries or parlours and little to no government businesses.

Circle all the pictures of below.



Keeping a Clean Scene

A. Where does garbage go?

Tick the boxes next to the pictures that show proper methods of garbage disposal.

☐☐☐☐

B. With your [redacted] come up with three rules to help keep your [redacted]


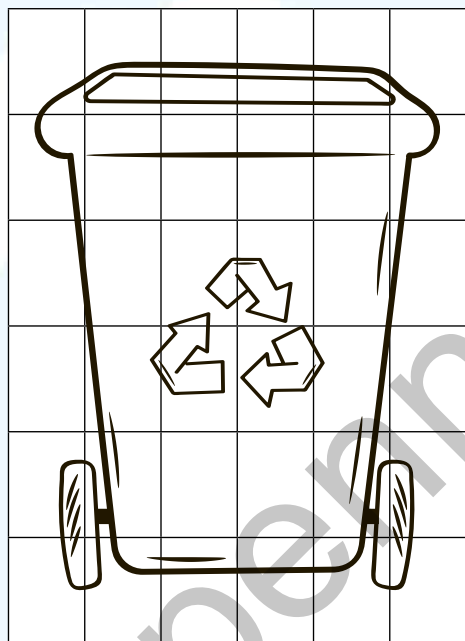
Rule #1

Rule #2

Rule #3



Use the grid to draw the recycling bin.



Word Search

A	P	V	G	A	T	Z	L	M	O	I	K
E	U	I	P	T	P	L	A	C	E	D	F
N	U	L	U	N	N	S	N	Q	J	V	A
G	F	L	Z	D	B	F	D	C	Q	Z	R
X	B	A	T	O	W	N	M	P	U	H	S
T	M	G	A	P	V	D	A	V	E	T	B
N	T	E	B	M	N	D	R	V	X	O	G
N	N	E	A	R	O	O	K	O	I	F	N

Can you find the following words in the word search above?



Village




4. The Heroes in My Life

1. If you could be a hero, what powers would you have?

2.

3. How can you use those powers to help others?



Draw a picture of yourself in your hero costume.

Think of your favourite hero.

1. _____
2. _____
3. _____

Colour the picture of the superhero.



Not all Heroes Wear Capes


Not all heroes dress in costumes and capes. Some of the people in our lives can be heroes to us based on their actions.

Name **three** people in your life whom you would

1. _____
2. _____
3. _____

What is one thing about each person

1. _____
2. _____
3. _____





PROJECT

Create a **five-page scrapbook** about one of your heroes.

Here is a possible format:

Page 1: An introduction to your hero name and pictures, what they do, etc.

Page 2: What your hero has accomplished

Page 3: Why you admire your hero (qualities that make them a hero)

Page 4: 

Page 5: 

Remember to decorate your scrapbook as you see fit.

NB: Teachers, this is just a guide and does not have to be followed exactly.



5. The Things I Eat

Daily Meals

Complete the sentence with a list of **four** foods you ate today.

Today I ate _____,
_____ and _____.

Draw and colour a picture of  of the foods you ate today.



Meal Prep!

A. Look at the pictures below carefully.

Number the pictures 1, 2, 3 and 4 in the correct order of preparing a meal.



Cutting up the vegetables



Washing vegetables





Cooking the vegetables

B. Which one of these meal prep activities have you helped with?


I have helped with _____

Draw a picture of

A large rectangular box with a purple border, intended for drawing a picture. The box is currently empty, except for a faint, diagonal watermark that reads "pennacool.com SAMPLE".

C. Can you think of any other way you can contribute to preparing a meal?

A Balanced Diet



The picture above is an example of a balanced diet. This tells us how much of each food group we should eat every day to help us stay strong and healthy.

Using the dinner plate
balanced dinner.



Interview Time!

Draw a picture of yourself looking like a news reporter about to do an interview.

pennacool.com
SAMPLE

Talk to a family member about the meals you eat.
Write down the questions you want to ask them on
the lines below. The first one has been done for you.

1.

2.

3.

Now interview your family member and write the
answers to each question below.

1.

2.

3.

Stick or draw a picture of you and your family member enjoying one of the meals.

pennacool.com
SAMPLE

Let's Move!

How many jumping jacks
can you do in



I can do _____ jumping jacks in

How many students are doing jumping jacks below?



_____ students

Moving our bodies helps us stay fit and healthy.

As we grow older, moving a lot and eating
balanced meals energised and
great.

Can you do the actions in the pictures below?



Play leap frog



Run in a race



Let's Play 'Simon Says'

Rules:

1. You and your friends form a line.
2. One person is Simon. Simon gives instructions to do a movement by saying, [redacted]
3. Everyone else must do [redacted]
Simon can also give an instruction without saying [redacted] Whoever follows that instruction comes out of the game.



6. The Country I Love

A Celebration In Song

Independence Day, Independence Day

Our freedom is here to stay

1962 was the year

Our own ship we began to steer.

Republic Day, Republic Day

"More freedoms!" we had to say

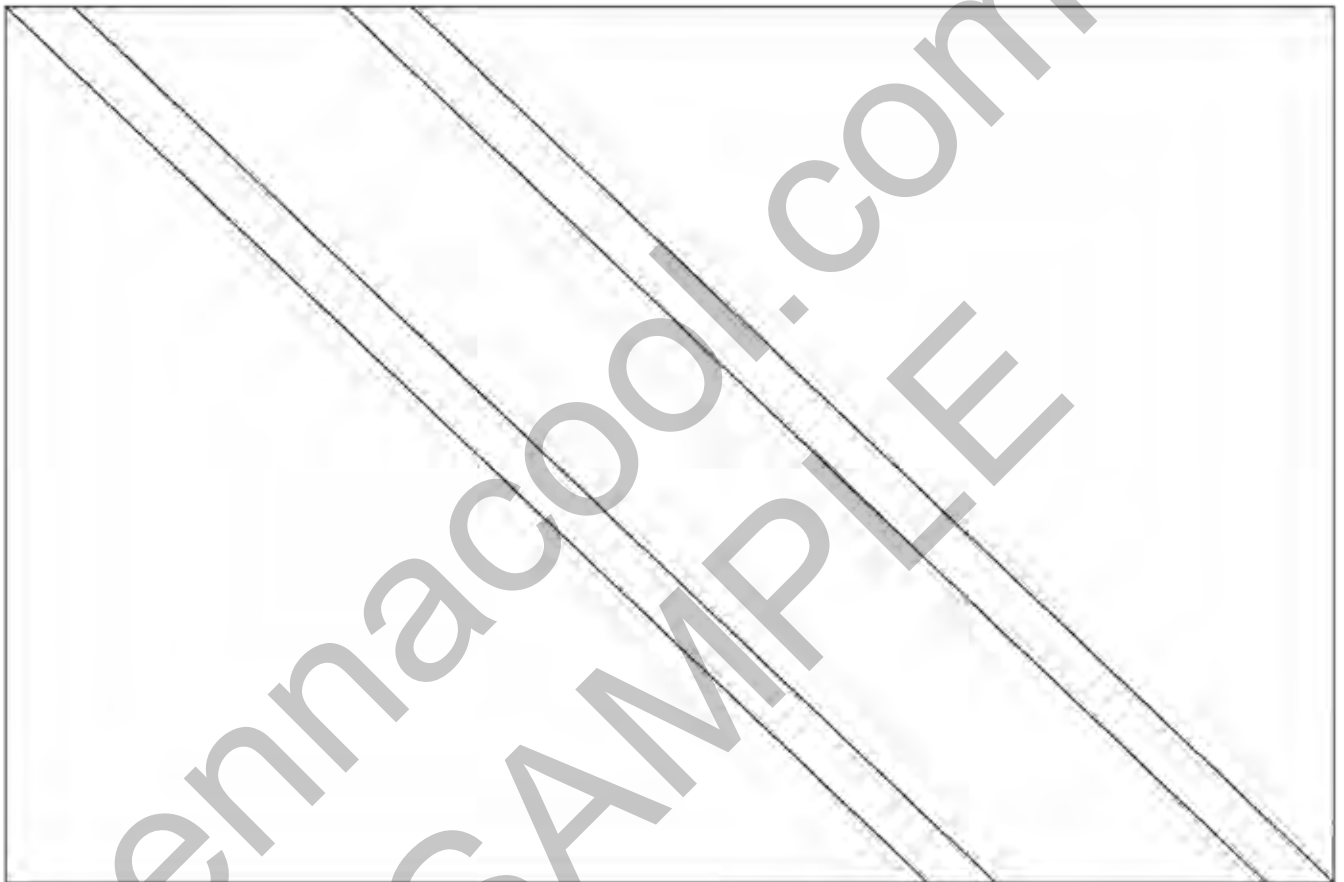
1976 was the year

British symbols would disappear.

The National Emblems

The National Flag

Colour the picture of the **national flag** below.



The National Anthem

When Trinidad and Tobago became independent, we got our own **national anthem**. It was written by **Patrick Castagne**.

Forged from the love of liberty,
In the fires of hope and prayer.
With boundless faith in our destiny,
We solemnly declare.

Side by side we stand,
Islands of the blue Caribbean Sea.
This our native land,
We pledge our lives to thee.

Here every creed and race
Finds an equal place,
And may God bless our nation.
Here every creed and race
Finds an equal place,
And may God bless our nation.

Anthem Etiquette

Ana's class is preparing to sing the national anthem during the morning assembly. [REDACTED] are playing.



Are they showing the correct behaviour for singing the national anthem?



How should you behave during the singing of the national anthem?

You should

The National Birds

The national birds of Trinidad and Tobago are the **Cocrico** and **Scarlet Ibis**.



Cocrico



Scarlet Ibis

Use the words in the boxes to complete the statement below.

The Scarlet Ibis is found in _____ and
the Cocrico is found in _____.

--	--

Colour the picture of the National Birds and the island they are found on in the picture below.



The National Flower

The national flower of Trinidad and Tobago is the **Double Chaconia**.

Double Chaconia below.



The National Instrument

Trinidad and Tobago is the only country to invent a percussion instrument in the 20th century. That instrument is the **steelpan**.



Let's make a steelpan replica.

You will need:

1. A cylindrical tin container
2. Markers, colours, and paint
3. 
4. 

Directions

1. Turn your empty tins upside down to represent your miniature steelpan.
2. Tie your rubber bands tightly at the ends of your sticks to make your pan sticks.

FUN FACT!




Every year during Carnival time, the largest steelband competition, called [redacted] is held. At this event, you can hear various bands play popular songs from Soca and Calypso artists.

The winners of this year's [redacted] competition were:

Small band: _____

Medium band: _____

Large band: _____



The National Pledge

I solemnly pledge,
To dedicate my life,
To the service of my God and my country.

I will honour my parents, my teachers, my leaders
and my elders
And all those in authority.
I will be clean and honest in all my thoughts, words
and deeds.

I will strive in everything I do,
to work together with my fellow men
of every creed and race.
For the greater happiness of all
and the honour and glory of my country.



Circle the picture which shows how you are supposed to behave when saying the national pledge.



WORD SEARCH

S	C	A	R	L	E	T	I	B	I	S	P
P	U	X	A	T	R	H	I	D	A	U	L
I	P	S	O	A	V	C	A	I	N	Q	E
M	I	G	W	U	U	O	W	P	T	N	D
S	T	E	E	L	P	A	N	F	H	K	G
X	C	H	A	C	O	N	I	A	E	Q	E
K	R	T	Y	C	A	Z	Z	J	M	B	L
C	O	C	R	I	C	O	I	S	R	V	G

Find the following words in the puzzle.
Words are hidden → and ↓.



7. The Celebrations I Love

There are many important days we celebrate throughout the year.

Personal days are celebrated when something important happens in our lives at home.

Religious days are celebrated when something important is being remembered or honoured in our church, mosque or temple communities.

Write the days listed below under their correct category.

<input type="text"/>	Easter	<input type="text"/>	Anniversary
<input type="text"/>	Mother's Day	Father's Day	<input type="text"/>

Personal	Religious

Draw a line to match the day with the meaning.

Personal days

Meaning



Celebration of the day someone was born



Celebration of special events such as marriage



Celebration of the contribution mothers make to our lives

Mother's Day

Celebration of the contribution fathers make to our lives



Draw a line to match the day with the meaning.

Religious Days

Meaning



Muslim celebration marking the end of Ramadan



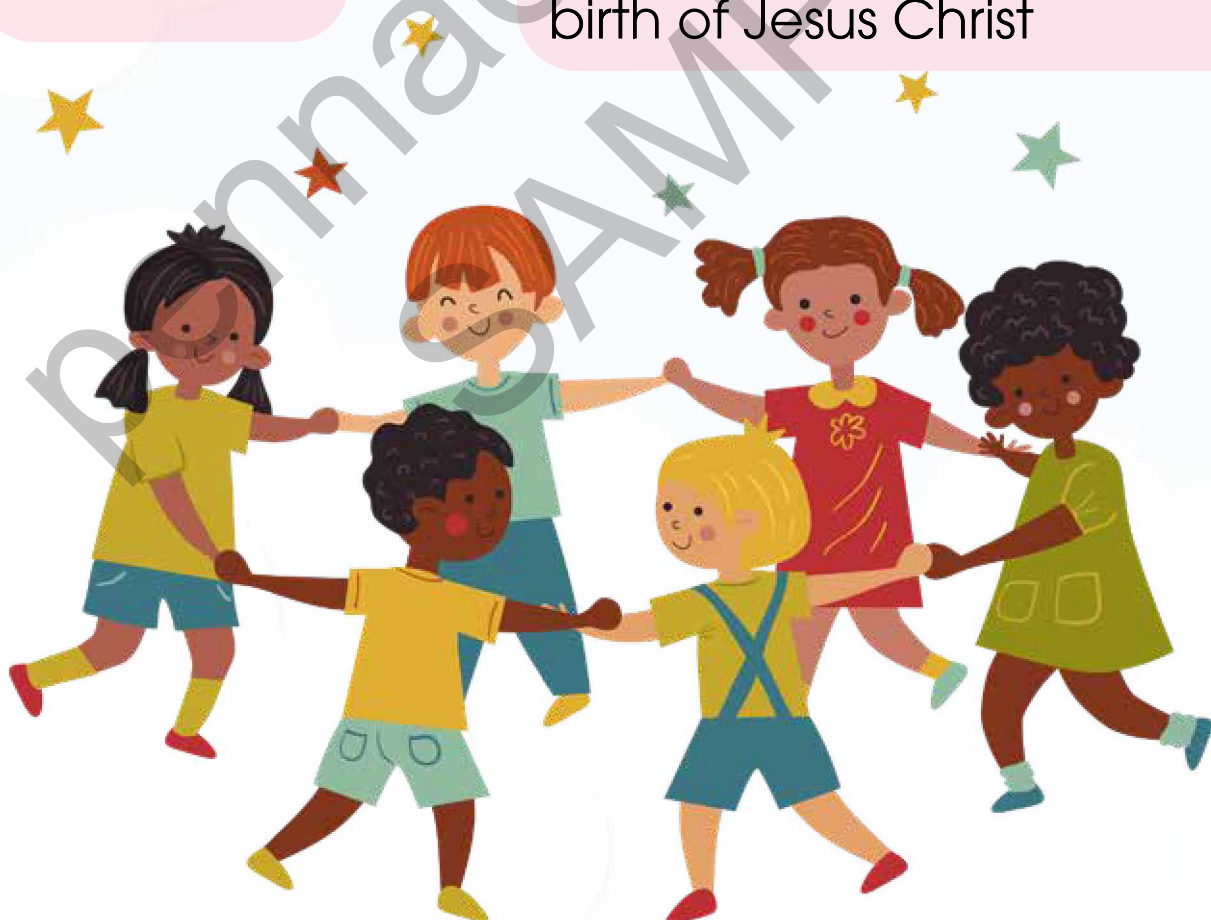
Hindu festival celebrating the winning of light over darkness



Christian celebration of the Resurrection of Jesus Christ

Easter

Christian celebration of the birth of Jesus Christ



How We Celebrate

During the celebration of specific days, different activities take place. Below each picture, write the occasion that matches the activity.



Father's Day



Birthday



1. _____



2. _____



3. _____



4. _____

Discuss with your friends how you and your family celebrate different occasions.

Cut and paste pictures of the occasions below.



Christmas

Birthdays

Celebrating Safely

When we celebrate festivals and events, especially national ones, there are usually large crowds, fireworks and sometimes firesides where people are cooking.

Put a **tick** ☒ next to the we should practise, and an **X** next to the we should not practise in the following situations.

	Only use fireworks in open areas.
	Use fireworks without supervision.
	If separated from family in a crowd, find a police officer or fire fighter.
	If separated from family in a crowd, walk away with strangers.
	Play near open flame.
	Don't play near open flame.

8. The Weather Around Me

There are four main weather conditions:
sunny, rainy, windy and cloudy.

Draw a picture to represent each condition.

Sunny	Rainy
Cloudy	Windy

Look out your window. What is the weather like today?

Match the activity to the weather condition.

Weather

sunny

rainy

cloudy

windy

Activity

Play outside, look
out for rain






Swim in the pool





Let's Create a Weather Chart!

Materials Needed:

1. One (1) paper plate
2. 
3. 
4. 
5. Metal fastener
6. Markers, coloured pencils or crayons

Instructions

1. Divide your paper plate into four equal parts using the marker and ruler.
2. Draw and colour each of the four weather conditions in a part of the plate.
3. With help from an adult, draw an arrow on your cardstock and cut it out.
4. Using the fastener, fasten the arrow to the centre of the plate.
5. Place your weather chart on a wall. Look outside daily and change your weather chart to represent the weather for that present day.

Weather Safety

1. Draw on each person the correct clothing they should wear for the weather they are in.



sunny



2. Colour the correct behaviour you should show in different weather conditions.

Sunny Day



Wear sunscreen



Don't wear sunscreen



Stay in a sheltered area



Go out in the open

Rainy Day



No Umbrella



Use an umbrella



Wear rain boots



Wear slippers



V.C.C.E

**Values
Character
Citizenship
Education**

I. Trustworthiness

"Honesty Is The Best Policy"

Honesty means telling the truth and being truthful, even when it might be a little hard.

Loyalty is sticking by someone, supporting them and being a good friend even when things get tough.

Word Search

Can you find these words in the word search below?

kind

trustworthy

truth

G	F	X	C	X	J	H	Q	D	X	J	R
A	P	A	K	C	X	R	N	A	H	S	E
H	W	F	F	J	I	K	I	N	D	H	C
T	R	U	S	T	W	O	R	T	H	Y	S
S	D	X	D	Z	J	J	T	H	I	V	X



Permission Please

Avinash has two new pencils. Caitlyn has none. Should Caitlyn take one of Avinash's pencils because he has two? Discuss with your teacher and classmates.

Circle **T** for true, or **F** for false, for the following statements:

1. It is ok to take someone's pencil without asking them when I do not have one.

T

F

2.



T

F

3. If I see someone taking other people's property, I must tell someone.

T

F

Circle the images that show the right thing to do.



Discuss the images with your teacher or parent.



PROJECT

Lost and Found Box

Along with your classmates, create a 'Lost and Found' box for your class.

Materials Needed:

- Cardboard box
- Material to decorate your box.



Instructions

1. Decorate and label your box "Lost and Found" and put it where everyone can see it.

3. On Fridays, as a class, assign one student to be in charge of ensuring that all the items in the box at the end of the week find their way back to their owners.

4. Interchange the person in charge of the Lost and Found box every week!

Trustworthiness is Following Rules

Put an (X) below the picture of the student that is cheating.

☐☐

no rules?

How would you feel if someone copied all the hard work you had done and said it was their own?
Colour the emotion you would feel.



Trustworthy Me

Telling the truth is what I should do
My words must be wise,
My words must be true.

Telling the truth is the way I should go
I am honest,
This is what my actions show.

I pledge to always tell the truth.

Copy the above pledge onto the lines below.
Remember to write neatly!

Loyal Me

The information we share about ourselves is very important, however we must not share personal information with strangers.

Help Zuri understand the information she should share and the information she shouldn't share.

Write **YES** if it is **ok** to share with a stranger.

Write **NO** if it is **not ok** to share with a stranger.

1. Your home address

Yes or No?

2. _____

3. Your school

4. _____

5. Your parent's first name

6. _____

2. Fairness

Fairness means treating everyone in a way that is right and equal.

Mummy left 3 cookies on the plate for Ricky, Avish and David.



Ricky came and ate all 3 cookies.



Was this fair? (Colour your answers)

☐ Yes

☐ No

How would Avish and David feel?

Think About It

Have you ever done anything that was unfair to someone else? Did you say sorry? Will you do it again?

Being Non-Judgemental

Being fair also means being **non-judgemental**. We do not immediately think negatively about someone based on what we see or hear. Let's look at the following scenarios:

1. Jayde's classmate is quiet and reserved.

Is Jayde being judgemental?

Yes

No

Is it fair to think that everyone who keeps to themselves is unfriendly?

Yes

No

Is Kyrie being judgemental?

Yes

No

Do we know the whole story behind the damaged uniform?

Yes

No

3. Fabien hears that Jonathon has a cast on his leg. He thinks that he was being careless and that is why he was injured.

☐

Yes

No

Even if Jonathon is an adventurous child who loves to roll and tumble, is it fair to assume that this is how he was injured?

Can you think of any other way that he may have been hurt?

It is better to ask questions than to assume the worst.



Open-Mindedness

Being fair to others also means being open-minded. An open-minded person is someone who:

- Listens to the views of others without judgment
- Enjoys learning and trying new things
- Is kind to others that are different from them



Unity in Diversity

When I look in the mirror I see me,
Jumping, running, as strong as can be.

My friend sits in a wheelchair,
She zooms round and round.
My elderly neighbour walks with a cane
All through the town.

My friends are all different,
My family too.
We treat each other equally,
That's the right thing to do.

Colour the image of the diverse group below.



Let's Have Fun!

Have you ever considered what it may be like to be differently abled? You may still be able to play a game, just differently. Here are some games you can try with your friends.

- [REDACTED]
- [REDACTED]
- 3 legged race (restricted physical activity)

These games can help us focus on how we can use different abilities to accomplish a task.



Complete The Poster

It is not fair that we do not include others because they have a disability.

Add to the poster to help spread awareness to
treated equally.

All children are beautiful
We can play together
We can be friends






3. Respect

Respectful Disagreements

Erin and Avi are best friends. However, today they had a disagreement. "I hate you!" Erin shouted. Avi started to cry. Erin got sad. She did not hate Avi. She was just upset.

Below are some things that may be said in an argument.

Colour in **red** the things that **should not be** said.
Colour in **green** the things we **should say** instead.

	You are awful!
	I do not like what you said.
	I hate you!

When we have a conversation, we talk, then listen.
Complete the comic strip below



Personal and Public Space


I have a right to **personal space**. That is an imaginary bubble that is all around me that belongs to me alone. Everyone has one too. It is our safe space.

Draw a bubble



Class Activity: Bubble Pop!


1. Stand by your seat, then stretch your arms out around you to ensure you do not touch anyone. This is your bubble.



3. Stretch out your arms. If you touch someone, you restarts.



4. Play until only one person remains safe in their bubble.



Super Shield!

My personal bubble is my **super shield**! It helps protect me from illness.

Do not stand in the bubble of others. Remember, if they are ill, the germs they have can easily reach you if you are too close to them.



One particular germ that likes when we get close is the **influenza virus (the flu)**.

Help Sam escape the influenza virus. Get her a safe distance away from others.



Quiet Time

Sometimes, I like to be quiet and sit with my thoughts. I do not like others to disturb me at this point. My friends also like quiet time for themselves.

Draw in the thought bubbles what you like to think about in your quiet time.



4. Caring

Caring is showing true concern and consideration for the well-being of ourselves, others, and our surroundings.

Match the words to the pictures below.



I care about my surroundings



Caring for Me

When I care about myself,
This is a drawing of me when



Circle the pictures that show care for self.



Self-Affirmations Colouring Page

I Am



[Orange box for affirmation]

kind



strong



[Orange box for affirmation]



[Orange box for affirmation]

deserving



Caring for Others

Caring for others means being thoughtful, helpful, and showing empathy towards others' feelings.

Erin helps her little sister, Jenn, navigate how to play safely because she does not want her to get hurt.

Help them move from unsafe to safe activities by drawing lines from the left to the right.

Unsafe Activities

Running with
scissors



Leaving books and
toys scattered
around the room



Safe Activities



Walking with scissors
the correct way



Packing away items



Word Search

It is a kind thing to help others. Here is a word search puzzle. Try to find all the words listed below.

C	I	W	G	J	U	H	O	Y	Q	S	S
A	H	O	L	I	E	N	L	J	H	Z	A
R	E	V	D	X	M	R	E	Q	Q	X	F
E	L	W	D	Z	C	U	I	O	L	Z	E
E	P	S	I	Q	K	L	W	E	D	U	T
Q	N	G	I	L	C	E	L	L	J	K	Y
I	N	B	Y	F	D	S	S	Z	M	W	X
V	G	W	P	L	M	A	K	S	D	F	L

If you see a friend struggling to find a word, ask if they need help. Remember, your other classmates are working, too, so work quietly.

Safety Rules

The people in our lives care for us, so they create rules to keep us [redacted]

What are some safety rules you know? Add two rules and reasons for the rules to the list below.

1. **Rule:** Do not go with a stranger.
Reason: You may be kidnapped.

2. **Rule:** Do not play with fire.
Reason: You may get burnt.

3. [redacted]

4. **Rule:** _____

Reason: _____

5. **Rule:** _____

Reason: _____

Caring for My Surroundings


Ms. Davidson had art with her students. They had so much fun. They also made so much mess! Draw a line from the objects on the left to where they belong on the right.



Some of the paint got mixed up. However, we should not waste our resources!

Figure out the new colours created by using your paints to mix the two colours shown on the jars.

Label the containers with the new colour you mixed.



5. Responsibility

Being responsible means:

1. Taking care of myself and my belongings
2. Completing tasks on time
3. Doing what I say I will do
4. Being resourceful
5. Being self-disciplined




Irresponsible Izzy

Izzy often leaves his books scattered on his desk. He forgets his homework at home. He doesn't

playground when he tells his friends he will. These behaviours are That is the opposite of being responsible.







Help Izzy fill in the opposite chart so he can learn more about responsible behaviours.

irresponsible	responsible
	
late	
	
	

Self-Discipline

Self-discipline means being in charge of myself and making good choices, even when it's not easy.

Read the boxes below. Colour the boxes which show self-discipline **green** and the boxes that show a lack of self-discipline **red**.

		I eat my snack after eating my lunch.
I yell "I'm hungry" when I want to eat.	I leave my homework to be done at the last minute.	
I brush my teeth without needing to be reminded.		I do not put away my toys when I'm done with them.

I Can Control My Emotions

When I am self-disciplined, I can control my own feelings and actions. I have self-control.

When I feel big emotions, I can:

Stop	Stop, don't react immediately.
Think	
Do	Do the right thing.

Trace the words above.



Resourcefulness

A **resource** is a material that I need and value.

When I am **resourceful**, I find creative and clever ways to use the resources I have to solve problems.

Resourceful Rhian

Rhian wants to play superhero with his friend, but they only have a box  How can they use these resources to play?

The box:





6. Citizenship

Rights and Responsibilities

I have a _____ to an education. I have a _____ to learn my work.

responsibility

right

I can put these letters in alphabetical order:

I can match these numerals to their word names:

9

twelve

12

five

5

nine

Becoming Involved

I love my school and my school loves me.
It helps me get as smart as I can be.
I am growing, learning and getting wise
I improve every day, what a surprise!

Improving My School and Community


1. I can plant flowers to beautify my school

Draw  in front of the school.



2. I can keep my community clean.

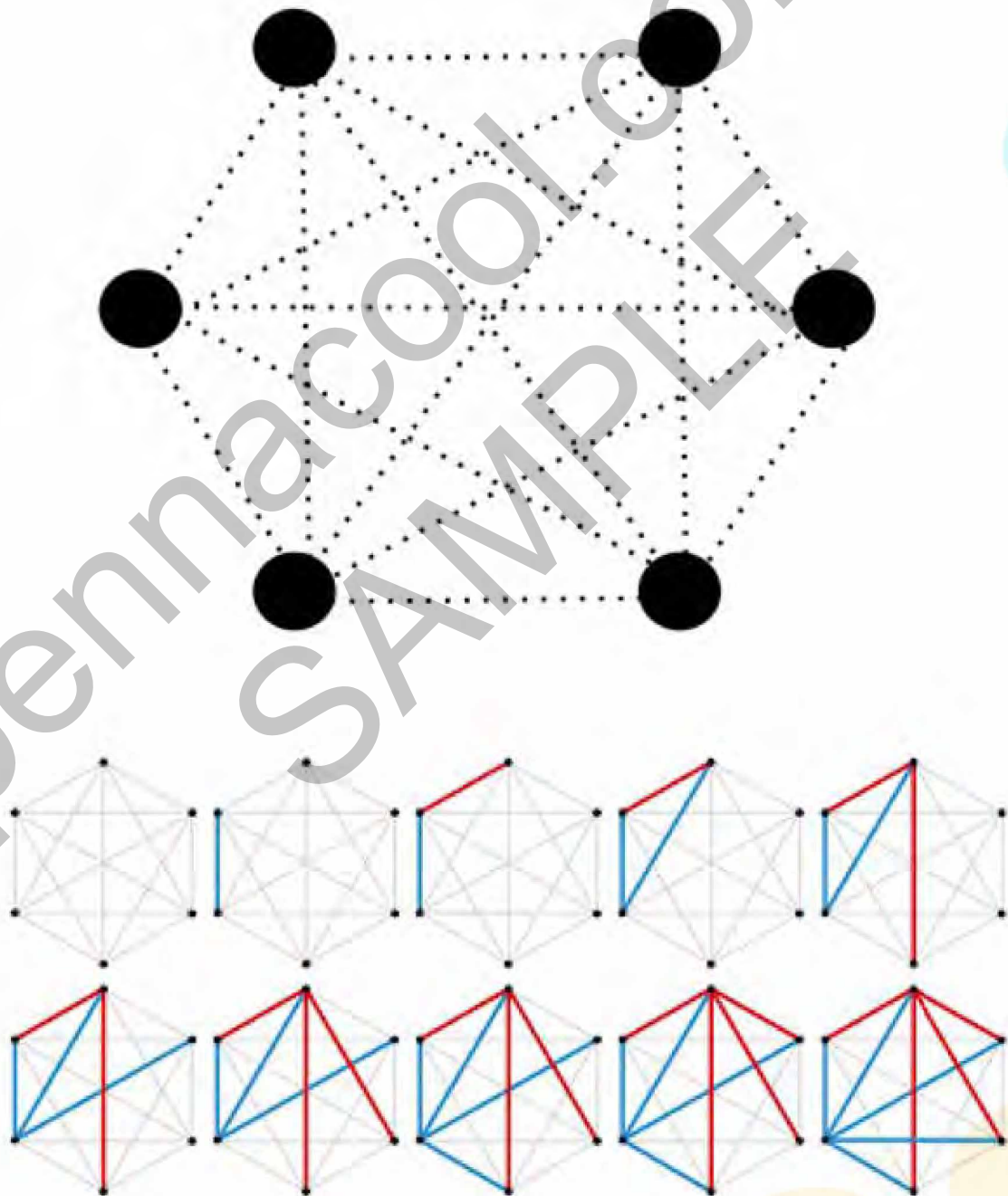
Draw a line from the trash to the correct bin.



3. I can play with my friends. Let's play a game

Two players each take a different coloured pencil.

other. You have to try not to draw a full triangle in your pencil colour. Can you do it?



Teacher-Led Activity: Where's My Team?!

For this activity, stick a coloured dot (blue, red, green, or yellow) on each students' forehead without them knowing what colour is on their head.

This is a wonderful team-building activity because it encourages non-verbal communication and cooperation.



Nationhood: Members of the Government

Look in your local newspaper or online for pictures of your government ministers

This is the  This minister is the leader of the Government.



The  name is

This is the [REDACTED] This minister is responsible for keeping the people safe.

pennacool.com
SAMPLE

The [REDACTED] name is

This is the **Minister** [redacted] This minister is responsible for educating the people.



The Minister [redacted] name is

This is the **Minister of Health**. This minister is responsible for keeping the people healthy.

pennacool.com
SAMPLE

The Minister of Health's name is

This is the

This minister is responsible for feeding the people.



The Minister of
name is

Can you do one for yourself now?

This is the **Minister of** _____.

This minister is responsible for

_____.

pennacool.com
SAMPLE

The Minister of _____
name is
